

**EST. 1921**  
**EDMONTON ART CLUB**  
[edmontonartclub.com](http://edmontonartclub.com)



Alberta  
Foundation  
for the Arts

**in this issue...**

feature artist	<i>pages 2-3</i>
critiques	<i>pages 4-6</i>
from our library	<i>page 7</i>
our sponsors	<i>page 11</i>
members only	
meeting minutes	<i>page 13</i>
committee phone list	<i>page 15</i>
cover photo by Rob Guetre: "Terwillegar Dog Park"	

# Yvonne Bilan-Wallace

## FEATURE ARTIST

I GAVE UP ALL ART IN 1972 after my teacher told me you cannot put purple and yellow together. As far as I was concerned if you could not do that, clearly, art was not for me.




In 2000 I decided to print photographs on fabric to make a memory quilt for my mother. This act seemed to be the catalyst that released the artist spirit in me again. I made a few

traditional quilts but using fabric, to “paint”, was clearly what I really wanted to do. My career as an arctic meteorologist meant I was also fortunate to be able to see the arctic, so often northern “stories” and environmental themes is part of my artistic narrative.

I continue to use photography as part of my design process but also to print fabric that I then enhance with thread to create dimensional texture. Think of sketching with thread, instead of ink. Sewing machine, instead of pen.

Not content to only use commercial printed textiles I find different ways to use plants and even rusted metal to explore and create.

Working with wool fibre is another way to paint. Felting offers yet another avenue to express myself and see no





I believe all the mediums I work in can happily play together. It all depends on how I want to


express a particular idea. The things you learn in one medium can be translated into innovative and unexpected uses in others. Yes it is possible to felt paper into wool and paint it. Yes you can even upcycle your coloured plastics with stitch.

And sometimes you just need to have an afternoon with a few friends to figure out how to finger paint from a book ...Or find hidden images in your acrylic paint clean up cloth, so you can bring it to life in stitch.

Finally after so many years of ignoring my need to create, I am doing it my way, having a lot of fun and yes putting yellow and purple together.

reason why I cannot combine textile and felt.

Like a magpie attracted to sparkly things, watercolour and acrylics became part of my creative toolbox on retirement in 2013. By rediscovering paper, I progressed to eco printing not just on textile but also paper with a heat press. Now I want to further explore felting paper into wool, that can than be eco printed and painted. Sounds confusing, but it all makes perfect sense to me.





## About our critic... Randy Hayashi

I WAS BORN IN 1968 in Edmonton, Alberta and continue to make Edmonton my home with regular trips to the mountains and west coast for inspiration.

I graduated from the Fine Arts program at Grant MacEwan College and continued at the University of Alberta with a Bachelor of Fine Arts Degree in 1990 and a Bachelor of Education Degree in 2000.

Having worked as a graphic designer for over 20 years, I was eager to put the brush to the canvas again and began a full time career as an artist in 2010. My work is represented in galleries across Canada and I am grateful for the opportunity to work from home as well as artist-in-residence opportunities through these galleries.

Because of my love of the mountains, hiking, canoeing and biking, I tend to create images that are reminders of personal experiences. I enjoy the satisfaction that comes when my art resonates with the viewer's experience as well.

*EXCERPTED FROM [hayashi.ca/about-ba](http://hayashi.ca/about-ba)*

Notes compiled by Jenny Rodrigue



**JOHANNE SEPTOU**  
"PEACOCK MEDLEY"

Great job! A very good design project which seems to have been challenging. What I like about it is that you seem to be picking up on the languages of feathers. Everything flows. Seems a bit on the busy side.



**ADA WONG** "INTO THE WOODS"

The grouping of the trees works well. Need a bit of stronger contrast in the front to create more depth. Intensifying the pines might work to create distance.



**YVONNE BILAN-WALLACE**  
"RISING WATERS, SINKING CITY,  
GATHERING STORM" QUILTING

The tension between the top and bottom works. The top is joyful and the bottom has tension. The ship in the middle aids in creating a division of top from bottom. You have created a visible connection between the "stories". The colors are amazing.



**LORI MEYER "BIRD"**

I quite like this piece. I'm impressed with the watercolor mounted on board. The blues are very good. The negative space has a strong impact and works well even if the art school design thought differs. This is well rendered and feels very three-dimensional sculpture. Might consider having the bird go off the bottom edge.



**ROB GUETRE "KEITHA"**

Excellent job on clothing and face. This is a strong piece. To soften the edge on the right side of the face add wisps of hair. Interesting patterns in the background.



**SERAYA SMIT "SHEPHERDS"**

Beautiful use of color. Nice job on communicating the atmosphere, you can feel the lightness and coolness. The recession into the background of subjects from the foreground to create depth is skillfully done. The star could be off centred a touch.



**RICHARD ST. AMANT "EXPLOSION"**

A curious piece which can be rotated. Great job with the use of the China Colored markers to produce all these different marks. I really like the energy.



**PENNY LAMNEK "SEASONS JOY"**

A wonderful composition. The eye needs a focal point to land on a more dominant flower. A very soft painting and the hard edges are just right.



**NOLA BUKVI "SNOWY BLUE WINTER SCENE"**

Great catch of those snowflakes. The eye just loves gradients. This feels so natural. Those distant trees could continue to right side of canvas. The deer could be moved to the right a touch from the centre.



**BETTY DEAN "SUMMER"**

Great job on this, reads very well. Use value to enhance the shadows of the foliage. The overlapping of trees is rendered nicely.

# CRITIQUES (CONTINUED)



**JENNY RODRIGUE** before, and ...  
**"CACTI ABSTRACT"**

Reads well, three dimensional. Perhaps push some leaf tips beyond the border to help release the subject. Be aware of the light source, more highlights are needed to emphasize it.



visualizing values in grayscale...



and after

Taking a grayscale photo of your work really helped me with visualizing the lights and darks in relation to each other. Pictured above right is a photo of my "Cacti Abstract" after the touch ups on the original work (pictured left). I'm thankful for Randy Hayashi's critique, now the light source is more obvious. I hope this helps fellow artists in determining lights and darks in their work.

*Jenny*



**MYRNA WILKINSON**  
**"THREE SISTERS"**

Beautifully rendered details. I like the treatment of the foreground. A bit less detail in the Sisters might push them back a little more. Impart more atmosphere by knocking back the value of what's happening in the Sisters, perhaps a mist to make a nice break for the trees to contrast against. This would enhance the middle ground as well.



**FRANCES HESSELS**  
**"ME AND MY DAD"**

A beautiful job on the characters. Nice rendering of the clothing and values. Good connection of subjects with the horizontal counter. However, the lettering distracts from the subjects.



**MICHAELA RAFFERTY**  
**"NEAR WATERTON"**

A strong underpainting and great range of values. Consider taking out the tree as it's competing with the house. I like the random gaps in the fence, composition leads the eye into the painting. Consider lowering the value in the background mountains to push them back.

## Our Art Critics

February 2022



Campbell Wallace

March 2022



Samantha Williams-Chapelsky

April 2022



Randy Hayashi

May 2022



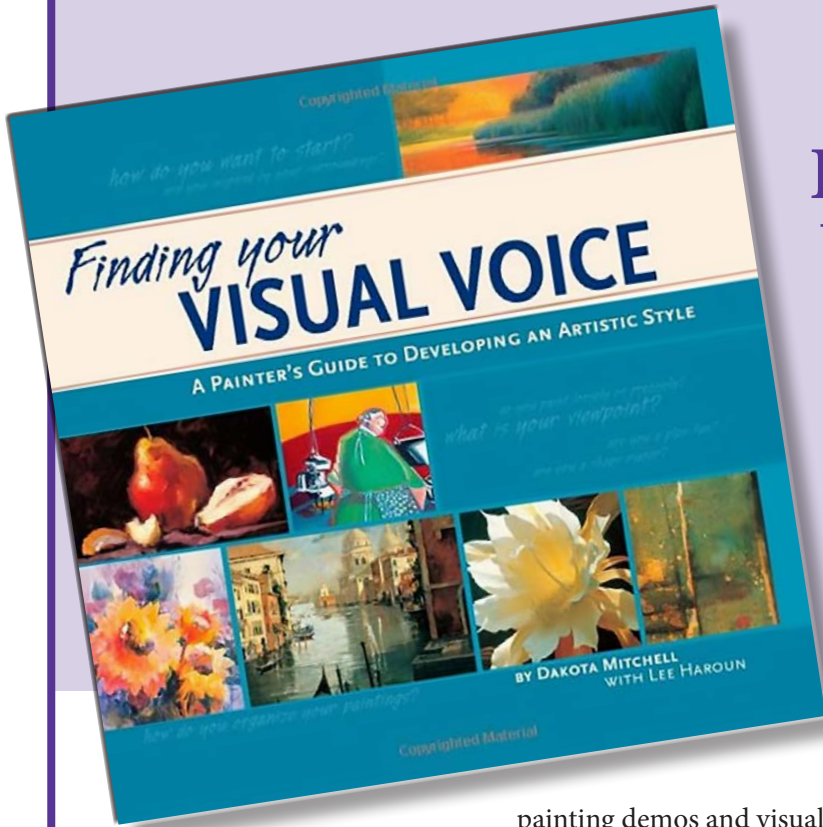
Jayne Willoughby

June 2022



Sharon Moore Foster

*EAC Library Book Reviews  
by Barb Stachow*



**Finding your  
Visual Voice –  
A Painter’s Guide  
to Developing an  
Artistic Style**


*by Dakota Mitchell  
with Lee Haroun*

**T**HE READER PARTICIPATES in engaging exercises. Using step-by-step painting demos and visual examples the author aims to build confidence and develop true creative impulses. You will soon be creating the artwork that you’ve only dreamt of painting.

This book takes a look at discovering your subject matter. The choice of the subject you ultimately decide to paint comes from within. The creative mind plays with familiar objects. No subject is better than another. The only prerequisite is a passion for whatever is being painted. If you are like me, interested in a variety of subjects, letting yourself paint with the freedom to explore becomes part of what will be a lifelong enjoyment and excitement of being a painter. No matter how much you learn or how much you grow, there will always more to explore. It’s a part of why we get up in the morning refreshed and eager to meet new artistic challenges.

*This book is available in the Edmonton Art Club library*



<p><b>IN SUPPORT OF UKRAINE RELIEF EFFORTS</b></p> <p>PROPAGANDA HAIR 10808 - 124 STREET NW EDMONTON</p> <p>TUESDAY, APRIL 5, 2022 to SATURDAY, JUNE 4, 2022</p> <p>Expression of Creativity Tue, Apr 05   Propaganda Hair ...</p>	 <p>Bridges: Connecting Diversity</p> <p>Sun, Jul 03   Stanley A. Milner Li...</p>	 <p>Autumn the harvest of Colours</p> <p>Autumn The Harvest Of Colours</p> <p>Fri, Oct 14   The Orange Hub</p>
--	--	---

# UPCOMING EXHIBITS



**Acrylic and Mixed Media**

\$375

April 29 to Sunday, May 1, 2022



**Mixed Media Madness**

\$120

May 28 - 29 10:00am - 2:pm



**Paverpol Workshop**

Members \$50 Non Members \$65

June 18, 2022



**Clay Creation**

Members \$50 Non Members \$65

September 10 and November 19

# UPCOMING WORKSHOPS



**THE PAINT SPOT**

ArtGraf Water Soluble Graphite on Clairefontaine 'Paint On' multi-technique sketchbooks



**Figure Drawing is Back!**  
Tuesday Nights 7 PM – 10 PM

**May Sale**  
**SAVE 20% - 30%**

10032 81 AVE  
EDMONTON AB


**PAINTSPOT.CA**

GALLERY

ART SUPPLIES

ART CLASSES

## Merchandise Purchase



Commemorative Book \$50.00




EAC/AGA Poster \$5.00



Mural Poster (double sided)  
\$5.00

to purchase, contact Seraya Smit  
[serayasmit@hotmail.com](mailto:serayasmit@hotmail.com)

## INTERNATIONAL SOCIETY OF EXPERIMENTAL ARTISTS



CALL FOR SUBMISSIONS OPEN MARCH 1 - 31, 2022

## 31st ANNUAL INTERNATIONAL OPEN JURIED EXHIBITION

August 18 - October 1, 2022

Hosted by the Art Gallery of St. Albert, Alberta, Canada

OVER US\$14,000 IN PRIZES!



[symposium.iseaartexhibit.org/inspire](http://symposium.iseaartexhibit.org/inspire)



## Jake's Framing

10441 123 St, Edmonton, Alberta T5N 1N8 P: 780.426.4649 E: [jake@jakesframing.com](mailto:jake@jakesframing.com)

Jake's Framing offers superior custom picture framing including museum-grade picture framing, specialized mat-cutting, canvas painting stretching, dry-mounting, and engraving.

*"I strive to provide the best customer service in the industry at a fair price.*

*Please give me a chance to frame your artwork and I promise you won't be disappointed."*

**Jake Lewis** Owner of Jake's Framing since 1993

your one resource for

# art supplies

PAINT • BRUSHES • MATT BOARD • PENCILS  
PENS • SKETCH PADS • CANVAS • EASELS  
AND MUCH MORE!



*Check Out our App!!*  
Download our app and access our vast selection of products anywhere



11116 - 120 street, edmonton, alberta  
Ph: 780.455.7983 fx: 780.454.5204  
e: info@deltaart.ca 1.888.455.1606

[www.deltaart.ca](http://www.deltaart.ca)



THE  
**GILDED  
RABBIT**

Art Supplies & Framing

20% Discount for EAC  
Members

10% Discount for All  
Students and Seniors

10104 149 Street  
780.481.6950  
[thegildedrabbit.ca](http://thegildedrabbit.ca)

 @gilded\_rabbit

 thegildedrabbit



# THANK YOU!

Thanks to Colours, Delta Art and Drafting Supplies, The Paint Spot, and the Strathcona Art Society for their ongoing support in helping to distribute the EAC newsletters!

And thanks to the following businesses who give generous discounts to EAC members!



11116 - 120 Street NW, Edmonton



West Edmonton Mall  
8882, 170th St NW, Edmonton



10032 - 81 Ave NW, Edmonton



10660 - 105 St. NW, Edmonton  
7359 - 104 St. NW, Edmonton



10441 123 Street NW, Edmonton



Art Supplies & Framing - Discounts for students, seniors, and art memberships

10104 149 Street 780.481.6950 thegildedrabbit.ca



Alberta  
Foundation  
for the Arts

**We're grateful to the Alberta Foundation of the Arts for their continuing support.**

As the primary arts resource and grant-funding body in Alberta, the Alberta Foundation for the Arts helps to unleash the potential of every artist through funding, arts promotion, and capacity-building. We provide behind-the-scenes support to artists and arts organizations, giving them the power to inspire minds, encourage expression, foster creativity, and contribute to Alberta's economy. From story time at local libraries to annual festivals on neighbourhood streets, the arts are active in your community. Albertans celebrate and support the arts as artists, volunteers, donors, and attendees at local arts events and activities. Experience, celebrate, and take pride in the arts—they're all around you!

Read more at [affta.ab.ca/home](http://affta.ab.ca/home).



CARFAC  
ALBERTA

Visual Arts Alberta – CARFAC is a Provincial Arts Service Organization funded provincially and municipally that provide a communications hub between members of the visual arts community and the general public. Visual Arts Alberta – CARFAC is the affiliate for the national arts organization Canadian Artists Representation/le Front des artistes canadiens (CARFAC) in the province of Alberta.

**CARFAC Alberta Office & Project Space:**

3rd Fl., 10215-112 St., Edmonton, AB

Hours: Wednesday to Friday, 10–4pm and Saturday 12–4pm

t 780.421.1731 tf 1.866.421.1731

[carfacalberta.com](http://carfacalberta.com)

[general@carfacalberta.com](mailto:general@carfacalberta.com)