



February 2024

EST. 1921
EDMONTON ART CLUB
edmontonartclub.com

EAAC

in this issue...

- muhammed salayi's art**
page 2-3
- finding my artistic style**
pages 4-5
- acaca news**
pages 6-9
- out of the earth**
page 10
- quick thoughts**
page 11
- our sponsors**
page 12
- members only**
- meeting minutes**
page 13
- committee phone list**
page 15-16

cover: ai generated art by Rob Guetre



showcasing

M U H A M M E D S A L A Y I ' S

art




M U H A M M E D S A L A Y I

continued from previous page



GOUACHE, RENOWNED for its versatility and captivating luminosity, has been my medium of choice since an early age. I've developed a deep appreciation for its matte finish, finding it remarkably convincing in my artistic endeavors. As a water-based medium, it offers opaqueness beyond traditional watercolors, with roots tracing back to the ancient Egyptians, though sadly, its quality is somewhat underrated in contemporary times.



Muhammed Salayi

Passionate about this unique paint, I've embarked on a journey to share my experience with fellow artists. Commencing my teachings in Edmonton, I eagerly anticipate extending my expertise to other cities in Alberta, aiming to position gouache as a valuable medium. Whether you're sketching or creating finished fine art pieces, I believe gouache has the potential to elevate your artistic expression, and I'm excited to inspire others to explore its wonders.

An advertisement for 'The Gilded Rabbit' art supplies. The left side features a logo of a yellow rabbit in a blue circle, the text 'THE GILDED RABBIT Art Supplies & Framing', and promotional offers: '20% Discount for EAC Members' and '10% Discount for All Students and Seniors'. Contact information includes '10104 149 Street', '780.481.6950', and 'thegildedrabbit.ca'. Social media handles '@gilded_rabbit' and 'thegildedrabbit' are also listed. The right side of the advertisement shows a collection of art supplies including brushes, pens, pencils, a wooden mannequin, and ink bottles, all arranged on a dark blue background.

How Can I Find My Own Artistic Style?

An overview and perspective

By Seraya Smit

Self Expression and Discovery

A process that takes time, experimentation and self-reflection

Finding your own artistic style is a journey of self-expression and discovery. There is no one right way to do it, but there are some steps you can take to help you along the way. In this article, we will explore five ways to find your own artistic style and share some tips and examples from successful artists.

Identify your influences

One way to find your own artistic style is to identify your influences, or the artists, artworks, genres, or movements that inspire you or resonate with you. How do they relate to your own experiences, interests, or goals?

You can also look for inspiration outside of the art world, such as in nature, music, literature, history, culture, or current events. You can use these influences as a source of ideas, references, or challenges for your own artistic projects.

Identifying your influences can help you find your artistic voice and direction, as well as connect with other artists and audiences who share your vision.

Experiment with different mediums and techniques

Another way to find your own artistic style is to experiment with different mediums and techniques, or the materials, tools, methods, or processes you use to create your art. Experimenting with different mediums and techniques can help you discover what works best for you and what suits your personality and goals. You can try different combinations of mediums, such as painting, drawing, collage, sculpture, photography, digital art, or mixed media. You can also try different techniques, such as realism, abstraction,

expressionism, surrealism, minimalism, or pop art.

Experimenting with different mediums and techniques can also help you expand your skills and knowledge, as well as challenge yourself and overcome creative blocks.

Experimenting with different mediums and techniques can help you find your artistic niche and signature, as well as showcase your versatility and creativity.

Develop a consistent theme or concept

Another way to find your own artistic style is to develop a consistent theme or concept, or the main idea, message, or purpose of your art. You can think about what you want to communicate or express through your art, what questions you want to explore or answer, what emotions you want to evoke or share. You can also think about how your theme or concept relates to your personal experiences, interests, values, or beliefs.

Developing a consistent theme or concept can help you create a coherent and meaningful body of work that reflects your identity and vision. It can also help you attract and engage your audience, as well as stand out from other artists. You can choose a theme or concept that is specific or broad, simple or complex, personal or universal, depending on your goals and preferences.

Developing a consistent theme or concept can also help you refine and focus your style, as well as experiment with different ways of expressing it. You can use different mediums, techniques, colors, shapes, symbols, or words to convey your theme or concept. You can also vary the tone, mood,

or intensity of your theme or concept, depending on the context or purpose of your art.

Seek feedback and criticism

Another way to find your own artistic style is to seek feedback and criticism from others, such as teachers, peers, mentors, or online communities. Feedback and criticism can help you improve your skills and techniques, as well as give you new perspectives and insights on your style. Feedback can also help you identify your strengths and weaknesses, as well as your uniqueness and originality.

Seeking feedback and criticism can also help you grow and learn as an artist, as well as connect and collaborate with other artists. You can seek feedback and criticism from different sources, such as friends, family, classmates, instructors, colleagues, clients, or online platforms. You can also seek feedback and criticism from different perspectives, such as technical, aesthetic, emotional, or conceptual.

Seeking feedback and criticism can also help you adapt and evolve your style, as well as respond to changing trends or expectations. You can use feedback and criticism to refine and define your style, or to challenge and change your style. You can also use feedback and criticism to create new opportunities or projects for your art.

Be authentic and confident

The final way to find your own artistic style is to be authentic and confident in yourself and your art. Don't try to copy or imitate others, or follow trends or expectations.

continues next page

continued from previous page

Don't compare yourself to others or judge yourself harshly. Don't let fear or doubt stop you from creating or sharing your art. Instead, be true to yourself and your vision, and trust your instincts and intuition. Be proud of yourself and your art, and celebrate your achievements and growth.

Being authentic and confident can also help you find your artistic voice and identity, as well as express yourself freely and honestly. It can also help you inspire and influence others, as well as make a positive impact on the world. You can be authentic and confident by

being consistent and original, by being passionate and curious, by being humble and grateful, by being open and flexible.


Being authentic and confident can also help you enjoy and appreciate your art, as well as have fun and experiment with it. You can be authentic and confident by being playful and adventurous, by being spontaneous and creative, by being expressive and emotional, by being bold and daring.

Conclusion

Finding your own artistic style is a journey of self-expression and discovery. There is no one right way to do it, but there are some steps you can take to help you along the way. In this article, we have explored

five ways to find your own artistic style: identify your influences, experiment with different mediums and techniques, develop a consistent theme or concept, seek feedback and criticism, and be authentic and confident. We have also shared some tips and examples from successful artists who have found their own artistic style. We hope this article has inspired you to find your own artistic style and share it with the world.

It is my belief that we are the custodians of preserving and safeguarding the historical significance of the Edmonton Art Club. Seraya Smit is president and webdesigner for the Edmonton Art Club.



Jake's Framing

10441 123 St, Edmonton, Alberta T5N 1N8 P: 780.426.4649 E: jake@jakesframing.com

Jake's Framing offers superior custom picture framing including museum-grade picture framing, specialized mat-cutting, canvas painting stretching, dry-mounting, and engraving.

"I strive to provide the best customer service in the industry at a fair price. Please give me a chance to frame your artwork and I promise you won't be disappointed."

Jake Lewis *Owner of Jake's Framing since 1993*

Looking for pre-made frames?
Jake recommends VESTATE



16602 - 114 Ave NW
Ph. 780 433 1695

your one resource for

art supplies

PAINT • BRUSHES • MATT BOARD • PENCILS
PENS • SKETCH PADS • CANVAS • EASELS
AND MUCH MORE!

Check Out our App!!
Download our app and access our vast selection of products anywhere



Delta
Art & Drafting Supplies

11116 - 120 street, edmonton, alberta
Ph: 780.455.7983 fx: 780.454.5204
e: info@deltaart.ca 1.888.455.1606
www.deltaart.ca

ALBERTA COMMUNITY ART CLUBS ASSOCIATION (ACACA) NEWS, 2024

MARY FRANCES FITZGERALD

WELCOME TO ACACA 2024. Some of our Edmonton Art Club members are also ACACA members. I am the current vice president of the ACACA and an EAC member. This year ACACA is hosting VIBE, a virtual art show. All you have to do is become an ACACA member (\$30), and select your category: youth (15-18 years old), beginners, intermediate, advanced, master, and signature members) I am excited about the Youth category, so all you art educators please share this with your students. If you know a youth art educator, please share this information.

The youth membership fee is \$10. As a retired theatre arts educator, I am sure schools could find a way to support the youth fees to enter into the Virtual Shows.

As an EAC member and an ACACA member, I will be entering my art in either the Central or Northern Zone shows. I get to enter one Zone Show. As a newer artist, without training, I enter as a Beginner. More experienced artists have many levels from which to choose. Last summer I attended the Central and Northern shows. I was excited to see our EAC member entries and delighted by the youth entries.



ZONE SHOWS, 2024

- CENTRAL ZONE SHOW — May 9, 10, 11 and 12 Chuck McLean Arts Centre, Camrose
- NORTHERN ZONE SHOW — June 15, 16 Chuck McLean Arts Centre, Camrose.
- SOUTH ZONE SHOW — June 7, 8, and 9 ORAC- Legion- Taber (More information to come)
- ALBERTA WIDE SHOW — July 30, 31. Chuck McLean Arts Centre
- ALBERTA SPIRIT SHOW — September 9, University of Alberta Hospital, After Hours Gallery

Please check out our website www.acaca.ab.ca



ACACA VIRTUAL SHOW
SHOW OPENS ONLINE FEBRUARY 29, 2024

Entry dates: **February 1- 10, 2024**

Jurying: **February 20, 2024**

Winners Announced: **February 29, 2024**

Divisions: **YOUTH** (15-18 years)
OPEN (everyone else)

Categories:

- 2 Dimensional (painting, photography, etc)
- Sculpture
- Digital Art Illustration
- Digital Art Manipulation
- Fibre Art

Artists may enter up to 3 pieces in each category.

No size or weight restrictions!

VIBE 2024 STEP BY STEP

STEP 1: RENEW ACACA MEMBERSHIP

Renew Annual Membership: either mail in or on the ACACA website under heading Membership. Due by February 28, 2024.

A valid 2024 ACACA Membership is required. Any entries from artists without a valid 2024 membership will be pulled from the show and be ineligible for prizes.



STEP 2: CREATE OR CURATE YOUR ART

Art must have been completed within the past five years and not have been submitted to any previous ACACA events. Artists may enter up to 3 pieces in each medium/category (max 15 pieces) but may only enter one division.

Divisions

Youth (15 – 18 years)
Open (Everybody else).

No size or weight restrictions.

Categories

2 Dimensional (paintings, etc.)
Sculpture
Digital Art Illustration
Digital Art Manipulation
Fibre Art

STEP 3: PREPARE YOUR ART FOR SUBMISSION

1. Take a digital photograph of your masterpiece. NOTE: sculptures may have up to 4 images per piece so the jurors can see all sides.
2. Crop your picture so that only the image is visible (no frames showing)
3. Keep the longest side at 1950 pixels but if you do not know how to do that just send it and Joyce will help you with this
4. IMPORTANT Rename your jpeg. done by going up to file. then rename by naming in the following order:

Title-lastname-firstname-size-price

eX: ChristmasInJuly-Boyer-Joyce-20x28-\$400.jpeg

*keep the jpeg ending in order to email

Questions? Email Joyce and she will help you.: joyceboyerart@gmail.com

STEP 4: SUBMIT YOUR ART

Complete VIBE 2024 Entry Form

Entry Fees: Youth \$10/piece, Open \$15/piece

Youth \$10 per piece
Open \$15 per piece

PAYMENT BY MAIL: Please send Entry Form and a Cheque or money order made payable to Alberta Community Art Clubs Association to Anne McMahon, P.O. Box 42, Duchess, Alberta T0J 0Z0.

PAYMENT BY EFT: Send an email to mcmahon@eidnet.org for information needed for payment. Send pdf copy of completed Entry Form .with your digital image submission (see below).

DIGITAL IMAGE(S) SUBMISSION: Between February 1 and February 10 inclusive, send your image(s) in as large a format as possible to Joyce Boyer joyceboyerart@gmail.com AND Linda LaRochelle linlarochelle@shaw.ca If you need help, please contact either one of them. Email must include Division, Title, and Category for each piece submitted and confirmation of form of payment

IMPORTANT

By entering the VIBE Competition you are stating that your work is original and does not infringe on copyright.

Entries submitted prior to February 1 and after February 10 will not be considered.



PRIZES

Youth - First Place
Open - First, Second, Third Place
Best in VIBE

Winners will also receive recognition on the ACACA website.

Note: due to the nature of the show, prizes are awarded by Division only and not per category.

VIBE 2024 will open for Public Viewing and Winners will be announced on the ACACA Website February 29, 2024.

OUT OF THE EARTH

YVONNE BILAN-WALLACE

HEAT IS REQUIRED for the release of seeds from the serotinous cones of Lodgepole Pines. At the same time fire provides favourable conditions for this pioneer species to recolonize burnt out areas.

The Earth, also provided the beautiful array of pigments for this textile piece. These lightfast pigments have been used for eons on cave walls. Iron and magnesium oxide produced the umbers and ochres. Fire provided burnt sienna and black charcoal colours.

Camera, clippers and now a trowel accompany me, on my explorations in nature, as I now look not only for plants for dye and Eco prints but also earth pigments, coming from "mud" most will never notice under boots.


Techniques/Materials:

Wool fibre for wet and needle felting. Embroidery thread. Variety of earth pigments mixed with soy milk (binder) and guar gum (thickener). Heavy, natural, linen prepared with soy milk. Stencils.

This piece "Lodgepole Pine", will be part of A Fibre Art Network's Narrow Work show. The show is expected to be in Edmonton in September 2024.



Lodgepole Pine Cones, photo courtesy Mike Fitz



Nature - Art - Intelligence - Reflection

M F Fitzgerald

ON JANUARY 9, 2024, AT OUR MONTHLY MEETING SPOT, Yvonne brought her most recent artwork to share. Fortunately, I started to chat with her as she shared her creative experience. Her words and energy struck a chord with my educator brain in a few short minutes. I listened and learned how Yvonne manipulated her earthy findings into art. I felt Yvonne's passion for clay and its origins, including the affinities between art, nature, and the artist. She taught me that soy was not only a type of milk but a mixing medium for the cloth substrates. She used natural materials to create various pigments and depth in her work. She was energized by connections to the land and has a natural affinity for the natural world. For me, I realized once again the 'way into one's art journey' is unique and I am grateful to widen my appreciation for the variety of arts I am being introduced to, the art of our Edmonton Art Club members.

As a short aside, In the post-secondary course I teach, we address Howard Gardner's nine categories of intelligence. Some people are talented with a number of these intelligences, while others may focus on one or two. As an artist, you might recognize how many of these intelligences apply to your art. Gardner's categories are verbal/linguistic; bodily/kinesthetic; logical/mathematical; visual/spatial; interpersonal; intrapersonal; musical/rhythmic; naturalist, and existential. Yvonne demonstrates her naturalistic and visual/spatial bits of intelligence in her art. For me, I see my existential and intrapersonal bits of intelligence prompting my art. Everyone is different and that is the beauty of being surrounded by like-minded artists, all of whom have their own way of processing art.



What's new this year? Visit to see more.



SCULPTING CLASSES WITH RYAN KURYLO

"A class in clay sculpting will benefit any artist. You will see how light affects form and get a feel for shape and mass."

- Kim Fjordbotten



10032 81 Ave
Edmonton
PAINTSPOT.CA

GALLERY

ART CLASSES

ART SUPPLIES

THANK YOU!

Thanks to Colours, Delta Art and Drafting Supplies, The Paint Spot, and the Strathcona Art Society for their ongoing support in helping to distribute the EAC newsletters!

And thanks to the following businesses who give generous discounts to EAC members!



11116 - 120 Street NW, Edmonton



West Edmonton Mall
8882, 170th St NW, Edmonton



10032 - 81 Ave NW, Edmonton



10660 - 105 St. NW, Edmonton
7359 - 104 St. NW, Edmonton



10441 123 Street NW, Edmonton



Alberta
Foundation
for the Arts

We're grateful to the Alberta Foundation of the Arts for their continuing support.

As the primary arts resource and grant-funding body in Alberta, the Alberta Foundation for the Arts helps to unleash the potential of every artist through funding, arts promotion, and capacity-building. We provide behind-the-scenes support to artists and arts organizations, giving them the power to inspire minds, encourage expression, foster creativity, and contribute to Alberta's economy. From story time at local libraries to annual festivals on neighbourhood streets, the arts are active in your community. Albertans celebrate and support the arts as artists, volunteers, donors, and attendees at local arts events and activities. Experience, celebrate, and take pride in the arts—they're all around you!

Read more at aфта.ab.ca/home.



CARFAC
ALBERTA

Visual Arts Alberta – CARFAC is a Provincial Arts Service Organization funded provincially and municipally that provide a communications hub between members of the visual arts community and the general public. Visual Arts Alberta – CARFAC is the affiliate for the national arts organization Canadian Artists Representation/le Front des artistes canadiens (CARFAC) in the province of Alberta.

CARFAC Alberta Office & Project Space:

3rd Fl., 10215-112 St., Edmonton, AB

Hours: Wednesday to Friday, 10–4pm and Saturday 12–4pm

t 780.421.1731 tf 1.866.421.1731

carfacalberta.com

general@carfacalberta.com

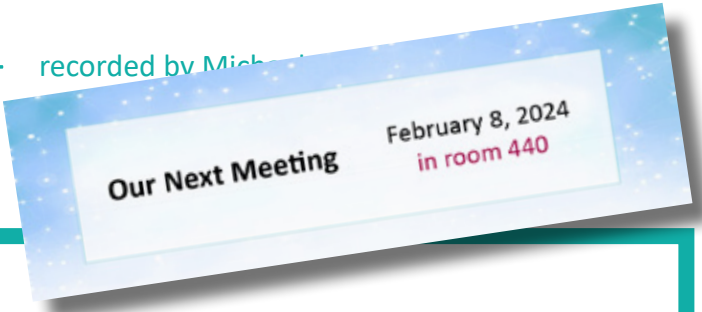
CARFAC Alberta is becoming a Visual Artist Online Resource for your information and perhaps to download, share or simply enjoy with a sip of coffee or tea:

<https://www.carfacalberta.com/becoming-a-visual-artist/>

MEETING MINUTES, JANUARY 11, 2024

recorded by Michael...

January's scheduled Annual General Meeting was postponed due to low attendance brought on by extremely cold weather conditions!



Annual General Meeting

• What To Expect

- An annual meeting shall be held in January for the election of officers and the reports of the president and the treasurer. Other reports may be presented as deemed necessary by the executive.
- Unless authorized at any meeting, no officer or member shall receive any remuneration for work done for this organization.
- Election of officers shall be by nomination at the December meeting as required. Such term of office shall be for two years. No officer shall be eligible for more than two consecutive terms in the same office except for the treasurer, who at the request of the executive may continue for a determined time.
- Election of officers is the mandate of the Past President. Our past president is Rhea Jansen.

Populating the Executive & Other Committees

After examining the Edmonton Art Club staffing needs, there are nine vacant volunteer positions that are critical for the success of the Edmonton Art Club.

1. Treasurer
2. Critic Organizer
3. Exhibit Organizer
4. Exhibit Organizer
5. Publicity
6. Social Media Moderator
7. Social Media Moderator
8. Workshop Organizer
9. Workshop Organizer

View Your Stats

January 1, 2023 to December 31, 2023

42 Countries

350 Cities

4,854 users

Membership Fees Due Now

Membership fees for 2024 are due now. Our preferred method of payment is e-transfer.

E-transfer our Treasurer Penny Lamnek: edmartclub.treasurer@gmail.com

- Please include your name in the e-transfer description box

Credit card option available. Visit the Members Only area of our website, follow the link to Membership Fees. The host is Eventbrite, whom we have used in the past. Debit/Credit, PayPal or Google Pay (Eventbrite fees apply).

OR cheque payable to Edmonton Art Club. If paying via cheque, please see Penny today.

All this information is on our website in the Members Only.

IMPORTANT NOTE REGARDING ONLINE PAYMENTS

Most of you are using the e-transfer method to pay for workshops, hanging fees etc and that's great.


When you do this, could you please put your name and what it is for in the message box. Most of the time this is not a problem but names do not always come across or its a company name etc. Sometimes a person will pay for two or more people and I don't know who they are. Putting in the names and for what the payment is for will save my poor head from a lot of scratching.

Thanks so much!


Penny Lamnek, Treasurer

A NOTE TO MEMBERS REGARDING ADVERTISING IN YOUR NEWSLETTER...

In order to help cover the circulation costs for our newsletter, paid advertising relevant to any artistic activities is being sought from artist groups, suppliers, and non-members. Rates on a per insertion basis are indicated in the page templates (pictured below). Please refer to these for sizes and shapes relative to the printed area of a newsletter page.



full page




half page horizontal...



and vertical



quarter page horizontal...



and vertical

Important Notice Regarding Liability and Insurance

As per EAC Policies:

- a. As a condition of entering the show, participants agree that the EAC will not be held liable for damage, loss or theft of their artwork.
 - b. Participants shall be responsible for obtaining adequate insurance coverage for their art work.
- Insurance purchased for EAC is liability only, and does not cover personal items or art work.

Edmonton Art Club Executive and Other Committees

POSITION	NAME	CONTACT INFORMATION		
EXECUTIVE COMMITTEE MEMBERS				
President	Seraya Smit	serayasmit@hotmail.com	780 953-8919	
Vice President	Jani Galarneau	jgalarneau@live.ca	780 994-9210	
Past President	Rhea Jansen	rheajansen@shaw.ca	780 242-6153	
Treasurer	Penny Lamnek	hans.lamnek@outlook.com	780 689-2410	
Correspondence Secretary	Diana Panizzon	panizzon@telus.net	780 453-2022	
Recording Secretary	Michaela Yanish	michaela@raffertys.ca	780 990-2572	
OTHER COMMITTEE MEMBERS				
Critic Organizer	Ada Wong	artsinabox@gmail.com	780 434-3642	
Critique Writer	Jenny Rodrigue	jenita8237@gmail.com	587 879-5367	
Critique Photographer	Jenny Rodrigue	jenita8237@gmail.com	587 879-5367	
<i>back up</i>	Yvonne Bilan-Wallace	wallaces_4@shaw.ca	780 964-7346	
Exhibits/Shows Committee	Seraya Smit	serayasmit@hotmail.com	780 953-8919	
	Jani Galarneau	jgalarneau@live.ca	780 994-9210	
	<i>VACANT</i>			
	<i>VACANT</i>			
Grants Coordinator	Betty Dean	marydean@telus.net	780 466-9152	
Grants Committee	Nola Bukvi	nbukvi@shaw.ca	780 444-0927	
	Andrew Bedingfield	bedingfield@email.com	780 901-2431	
	Donna Chamberland	donnachamberland@shaw.ca	780 250-7414	
Historian	Johanne Septou	rseptou@telus.net	780 437-2504	
Librarian	Barb Stachow	bstachow@telus.net	780 457-2356	
Membership Committee	Mary Frances Fitzgerald	maryfrances.fitzgerald@gmail.com	780 554-8802	
	Marge Somkuti	somkutimarge@hotmail.com	780 953-3260	
	<i>official greeter</i>	Jan Fraser	janfraserart@gmail.com	780 435-7525
	<i>official greeter</i>	Yvonne Bilan-Wallace	wallaces_4@shaw.ca	780-964-7346
Newsletter Producer/Editor	Rob Guetre	rsguetre@gmail.com	780 468-4009	
Newsletter Contributors	Betty Dean	marydean@telus.net	780 466-9152	
	Mary Frances Fitzgerald	maryfrances.fitzgerald@gmail.com	780 554-8802	
	Johanne Septou	rseptou@telus.net	780 437-2504	
	Franchesca Songco	songcoflee@gmail.com	780 932-4857	
Newsletter Advertising	Marge Somkuti	somkutimarge@hotmail.com	780 953-3260	
Orange Hub Committee	Jani Galarneau	jgalarneau@live.ca	780 994-9210	
	Seraya Smit	serayasmit@hotmail.com	780 953-8919	
	<i>VACANT</i>			
Publicity	<i>VACANT</i>			
Receipts	Barb Stachow	bstachow@telus.net	780 457-2356	

Edmonton Art Club Executive and Other Committees *continued*

POSITION	NAME	CONTACT INFORMATION	
OTHER COMMITTEE MEMBERS			
Scholarships Committee	Jani Galarneau	jgalarneau@live.ca	780 994-9210
	Rob Guetre	rsguetre@gmail.com	780-991-8756
	<i>administrator</i> Rhea Jansen	rheajansen@shaw.ca	780 242-6153
Social Committee	Seraya Smit	serayasmit@hotmail.com	780 953-8919
	Jani Galarneau	jgalarneau@live.ca	780 994-9210
	Michaela Yanish	michaela@raffertys.ca	780 990-2572
	Rhea Jansen	rheajansen@shaw.ca	780 242-6153
	Penny Lamnek	hans.lamnek@outlook.com	780 689-2410
			<i>VACANT</i>
Social Convener	Lorie Meyer	lorie.meyer80@gmail.com	825 777-2279
	Michaela Yanish	michaela@raffertys.ca	780 990-2572
	Barb Stachow	bstachow@telus.net	780 457-2356
Social Media	<i>moderator</i> Mary Frances Fitzgerald	maryfrances.fitzgerald@gmail.com	780 554.8802
	<i>moderator</i> Franchesca Songco	songcoflee@gmail.com	780 932-4857
	<i>administrator</i> Seraya Smit	serayasmit@hotmail.com	780 953-8919
Webmaster	Seraya Smit	serayasmit@hotmail.com	780 953-8919
	<i>training</i>	<i>VACANT</i>	
Workshops Committee	Seraya Smit	serayasmit@hotmail.com	780 953-8919
			<i>VACANT</i>
			<i>VACANT</i>
<i>administrator</i>	Jani Galarneau	jgalarneau@live.ca	780 994-9210

On The Horizon

1. Our next EAC Show is entitled "The Long and Short of it!". Up to 5 pieces of artwork per artist.
 - a. Five and five guidelines apply (new members exempt)
 - b. The unifying theme is "odd sized canvas", with a restriction size of not larger than 12x24.
 - c. The event to be hosted at the Night of Artists venue April 2024.
2. Encaustic workshop with SWCA for the Spring 2024 – Date TBA
3. Randy Hayashi Acrylic Landscape Workshop Tentative
4. Misericordia Exhibit for September 6, 2024 – January 5, 2025
5. Annual Juried Show Fall 2024 – Date TBA
6. Golden Demo/Lecture November 2024
7. Propaganda Exhibit November 2024