



WEBSITE ANALYTICS

For the Period
April 1, 2020 to April 30, 2020

15 Countries

57 Cities Worldwide

211 Users

VIEW YOUR WEBSITE STATS
April 1, 2020 to April 30, 2020

BREAKDOWN BY COUNTRY

April 1, 2020 to April 30, 2020

Country	Users	New Users	Pageviews		Country	Users	New Users	Pageviews
Canada	149	138	586		Philippines	1	1	1
United States	30	30	32		Poland	1	1	1
Germany	12	12	14		Sweden	1	1	1
United Kingdom	4	4	5		Ukraine	1	1	1
Israel	3	3	3		(not set)	1	1	1
Australia	2	2	2			211	200	658
China	2	2	2					
Spain	1	1	2					
France	1	1	5					
Hong Kong	1	1	1					
India	1	1	1					

15 Countries

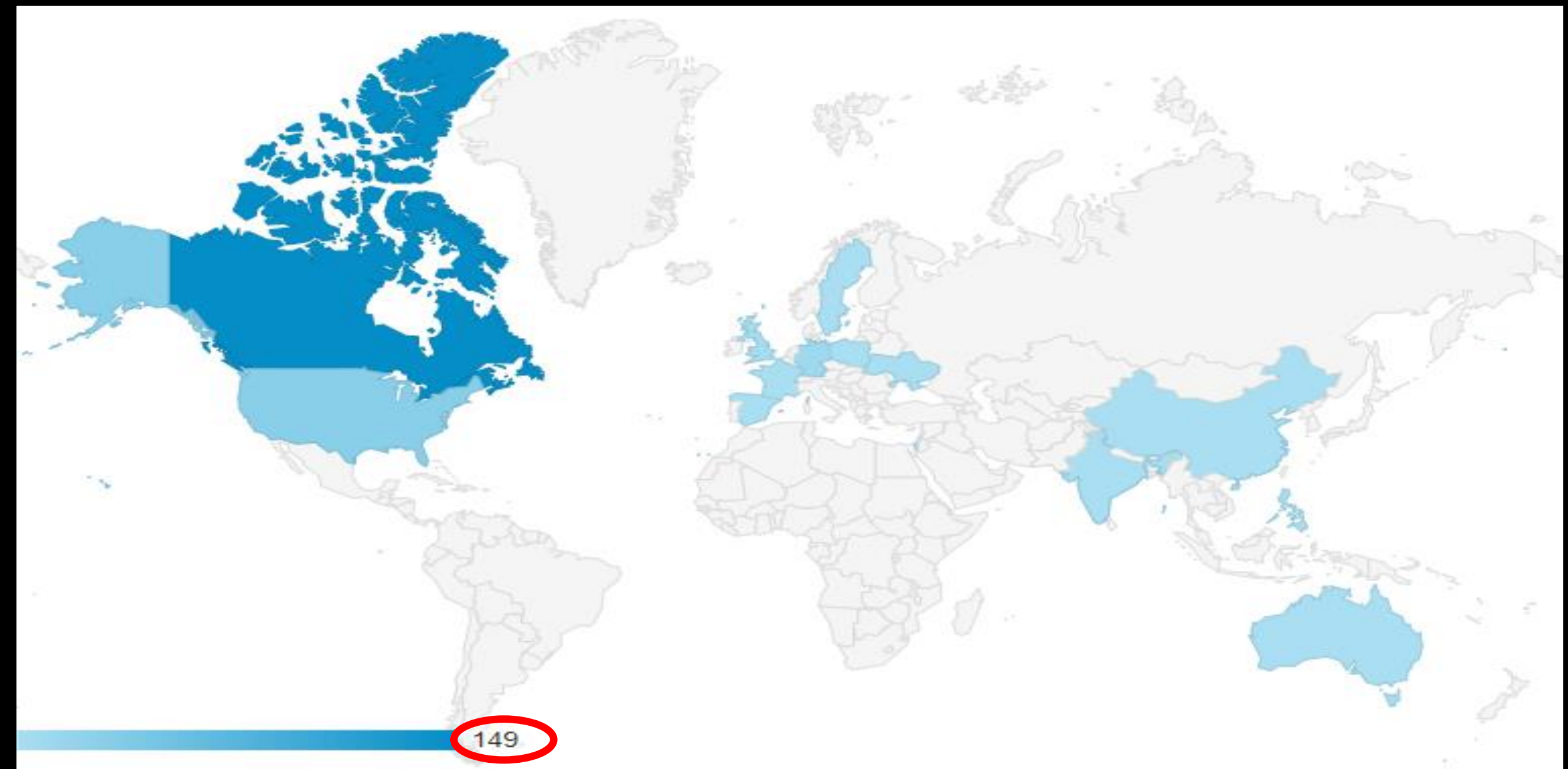
BREAKDOWN BY CITY								
April 1, 2020 to April 30, 2020								
CITY	Users	New Users	Pageviews		CITY	Users	New Users	Pageviews
Edmonton	99	89	467		Newcastle	1	1	1
(not set)	17	16	37		Sydney	1	1	1
Ashburn	15	15	15		Banff	1	1	1
Calgary	7	7	12		Cold Lake	1	1	1
Leduc	4	4	10		Red Deer	1	1	1
Sherwood Park	4	4	12		Spruce Grove	1	1	12
St. Albert	4	4	8		Vegreville	1	1	1
Vancouver	3	3	6		Kamloops	1	1	1
Tel Aviv-Yafo	3	3	3		Parksville	1	1	1
Surrey	2	2	3		Sidney	1	1	1
Toronto	2	2	3		Markham	1	1	1
Montreal	2	2	11		Mississauga	1	1	2
London	2	2	3		Ottawa	1	1	1
New York	2	2	3		Smiths Falls	1	1	1
Columbus	2	2	2		Gatineau	1	1	1

BREAKDOWN BY CITY								
April 1, 2020 to April 30, 2020								
CITY	Users	New Users	Pageviews		CITY	Users	New Users	Pageviews
Foshan	1	1	1		Chicago	1	1	1
Ludwigsburg	1	1	1		Sevierville	1	1	1
Stuttgart	1	1	1		Beaumont	1	1	1
Paderborn	1	1	3		Colwood	1	1	1
Quedlinburg	1	1	1		Muhlheim am Main	1	1	1
Wernigerode	1	1	1		Eu	1	1	5
Muhlhausen	1	1	1		Milton	1	1	2
Albacete	1	1	2		Langley Township	1	1	1
Kirkcaldy	1	1	1		Delhi	1	1	1
Quezon City	1	1	1			211	200	658
Poznan	1	1	1					
Munkedal	1	1	1					
Kyiv	1	1	1		57 Cities			
Irvine	1	1	1					
Milpitas	1	1	1					

Country Flags

1.  Canada
2.  United States
3.  Germany
4.  United Kingdom
5.  Israel
6.  Australia
7.  China
8.  Spain
9.  France
10.  Hong Kong
11.  India
12.  Philippines
13.  Poland
14.  Sweden
15.  Ukraine

Geographic Overview

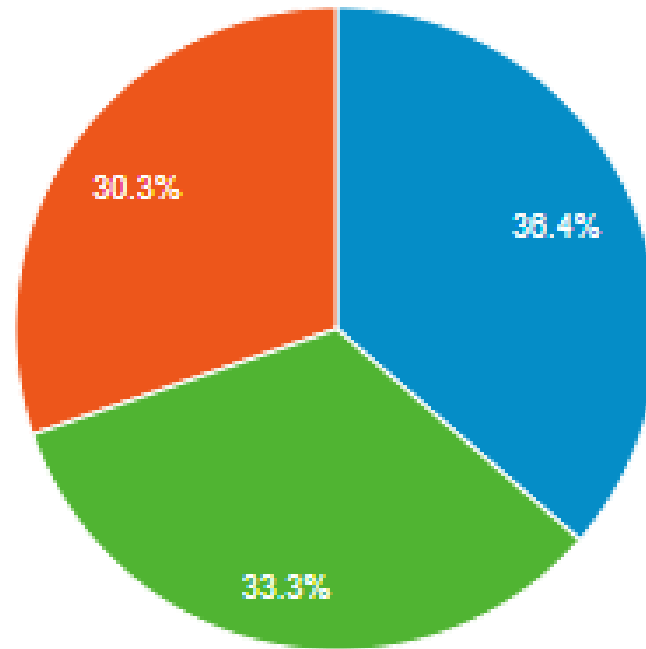


Age

1. ■ 65+

2. ■ 25-34

3. ■ 55-64



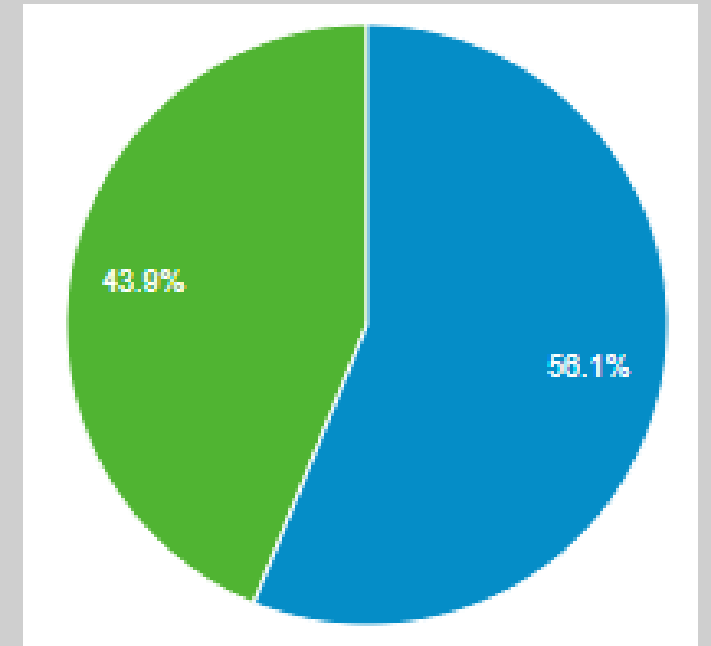
Demographic
Overview
By Age

Demographic Overview by Gender

Gender

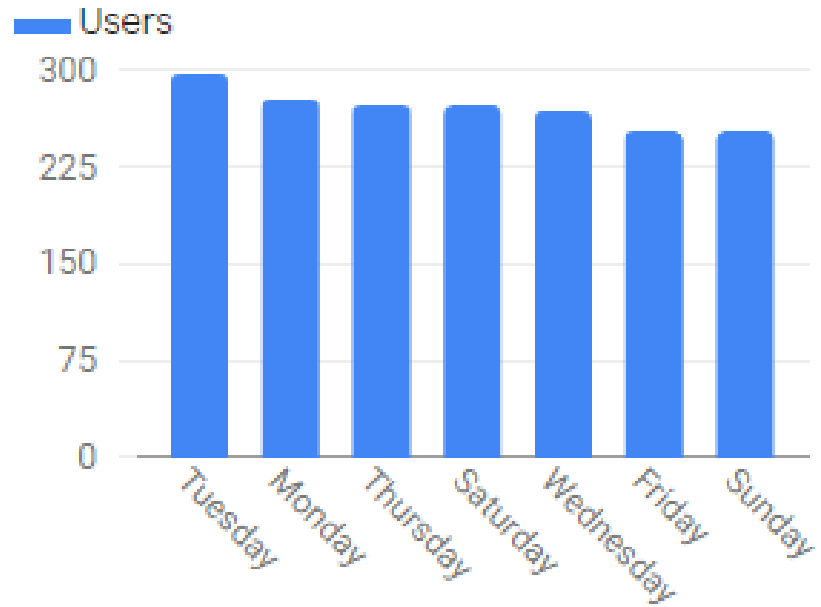
1. ■ female

2. ■ male

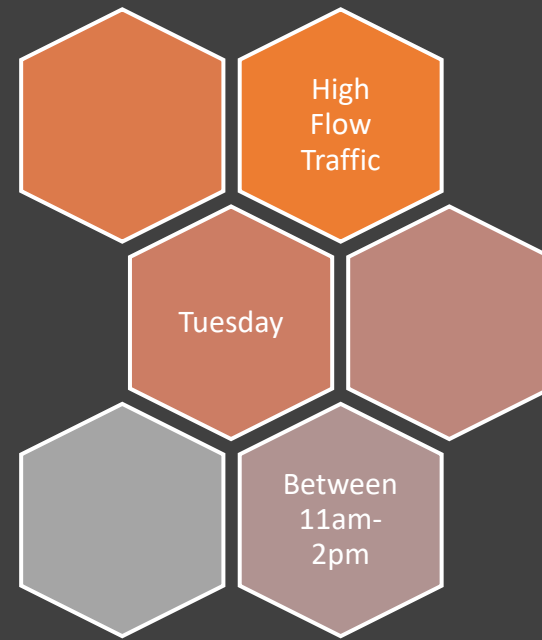


Top Day of the Week by Users

Nov 1, 2019–Apr 30, 2020

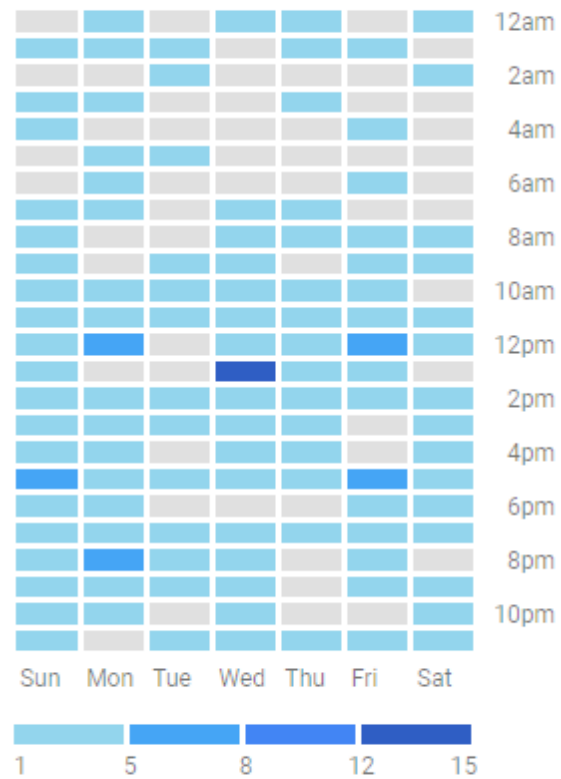


When Do Your Users Visit?



When do your users visit?

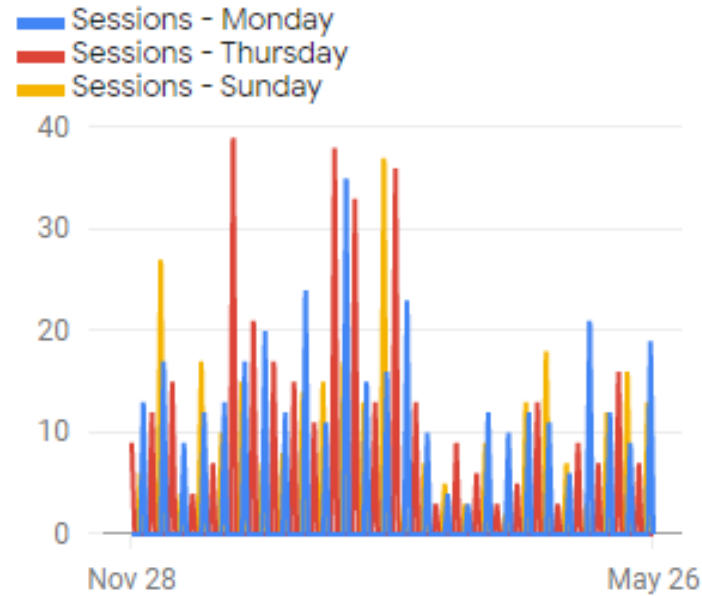
Users by time of day



Apr 1, 2020 - Apr 30, 2020 ▼

Trend of Sessions by Top Day of the Week

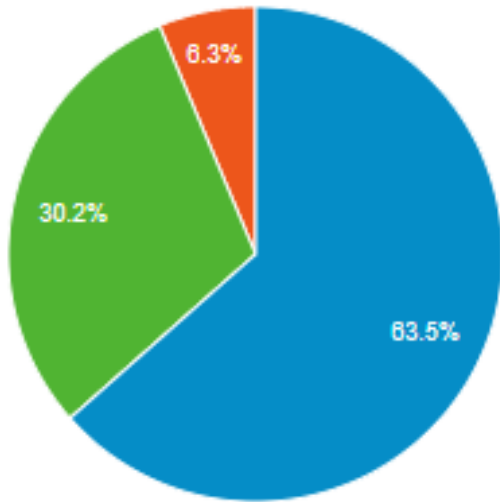
Nov 28, 2019 - May 25, 2020



Users by time of day

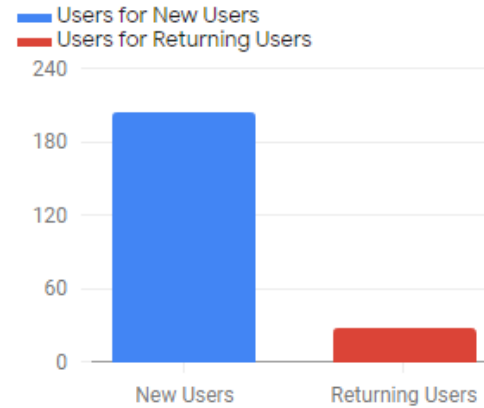
Device Category

1. desktop
2. mobile
3. tablet



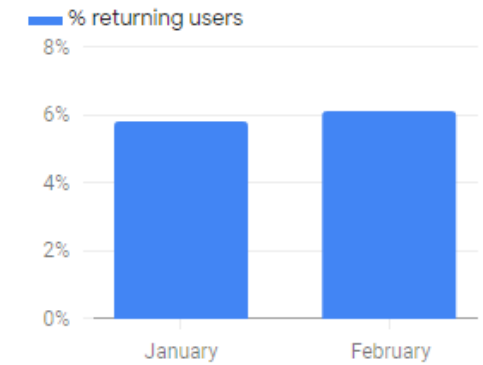
Users for New Users vs. Returning Users

Apr 1–30, 2020



More users returned to your site in February.

You had 328 users in January, 21 came back in February, which means 6.1% of your users returned to your site.



Interesting Facts

Individual
Members
Profile
Monthly
Visitors

Member Name		Visitors	New Visitors
Alstad	Jasmin	4	0
Baker-Bailey	Ruth	5	1
Bongers	Sharon	4	2
Bukvi	Nola	5	0
Chamberland	Donna	4	1
Clarke	Connie	5	0
Davies	Helen	4	0
Dean	Betty	2	1
Farewell	Gail	7	2
Fraser	Jan	9	3
Galarneau	Jani	7	5
Guetre	Rob	3	0
Hessels	Frances	2	1

Individual
Members
Profile
Monthly
Visitors

Member Name		Visitors	New Visitors
Hirji	Mohamed	5	1
Innes	Mona	1	1
Jansen	Rhea	2	2
Lamnek	Penny	2	0
Lippa	Renee	0	0
Losie	Rob	3	2
MacCallister	Eleanor	2	0
McCartney	Anne	7	5
McCoy	Joyce	2	0
McFarlane	Karen	6	1
Nash	David	6	4
Nelson	Linda	3	1
Nelson	Kerra	0	0

Individual
Members
Profile
Monthly
Visitors

Member Name		Visitors	New Visitors
Nunas	Keith	6	4
Olausen	Leona	2	0
Osborne	Aeris	1	0
Panizzon	Diana	1	0
Richards	Helen	3	1
Septou	Johanne	1	0
Sigurdson	Shirley	0	0
Smit	Seraya	1	0
Somkuti	Marge	11	9
St Amant	Richard	0	0
Stachow	Barb	2	0
Widen	Stanza	1	1
Widen	Ted	0	0

Website Analysis

Four Year Period

	2019	2018	2017	2016
Countries	70	68	50	72
Cities	512	519	405	494
Users	4,095	4,111	2,974	2,910