



WEBSITE ANALYTICS

For the Six Month Period
January 1 to June 30, 2023

VIEW YOUR WEBSITE STATS

January 1 to June 30, 2023

34 Countries

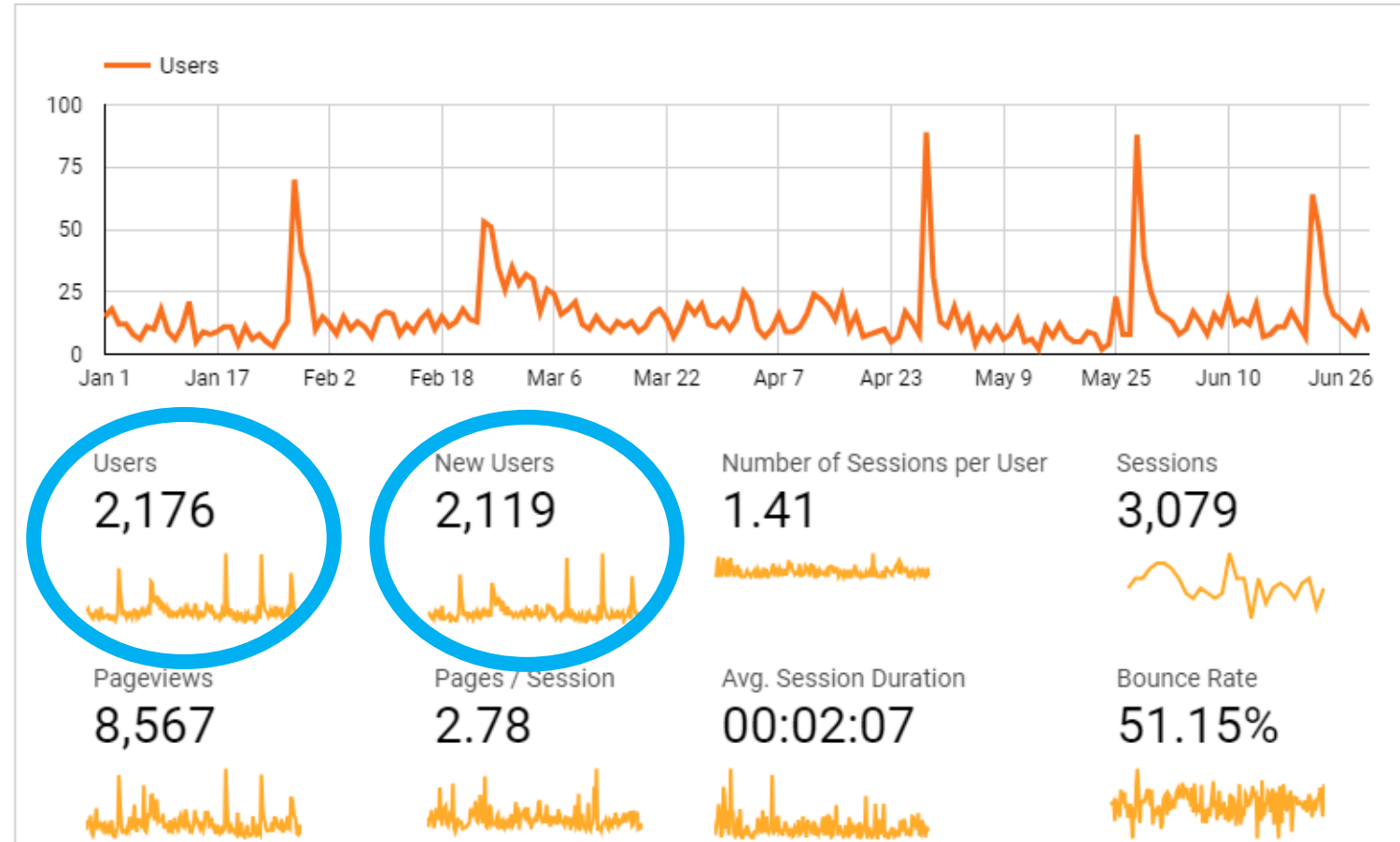
214 Cities Worldwide

2,176 Users































































































Analytics Audience Overview

57 Returning Visitors

Your audience at a glance



Countries and Their Flags

 Afghanistan	 Chile	 Ghana	 Lebanon	 Pakistan	 Sri Lanka	 Vietnam
 Albania	 China	 Greece	 Lithuania	 Panama	 Sudan	 Yemen
 Algeria	 Colombia	 Guatemala	 Madagascar	 Paraguay	 Sweden	 Zambia
 Angola	 Congo - Kinshasa	 Haiti	 Malawi	 Peru	 Switzerland	 Zimbabwe
 Argentina	 Costa Rica	 Hong Kong	 Malaysia	 Philippines	 Syria	
 Australia	 Côte d'Ivoire	 Hungary	 Mexico	 Poland	 Taiwan	
 Austria	 Croatia	 India	 Moldova	 Portugal	 Tajikistan	
 Azerbaijan	 Cuba	 Indonesia	 Morocco	 Qatar	 Tanzania	
 Bangladesh	 Cyprus	 Iran	 Mozambique	 Romania	 Thailand	
 Belarus	 Czechia	 Iraq	 Myanmar (Burma)	 Russia	 Togo	
 Belgium	 Denmark	 Ireland	 Namibia	 Rwanda	 Trinidad & Tobago	
 Benin	 Dominican Republic	 Israel	 Nepal	 Saudi Arabia	 Tunisia	
 Bolivia	 Ecuador	 Italy	 Netherlands	 Senegal	 Turkey	
 Brazil	 Egypt	 Japan	 New Caledonia	 Serbia	 Uganda	
 Bulgaria	 Estonia	 Jordan	 New Zealand	 Sierra Leone	 Ukraine	
 Burkina Faso	 Ethiopia	 Kazakhstan	 Nicaragua	 Singapore	 United Arab Emirates	
 Cambodia	 Fiji	 Kenya	 Niger	 Slovakia	 United Kingdom	
 Cameroon	 Finland	 Kosovo	 Nigeria	 Slovenia	 United States	
 Canada	 France	 Kuwait	 Northern Mariana Islands	 South Africa	 Uruguay	
 Chad	 Georgia	 Kyrgyzstan	 Norway	 South Korea	 Uzbekistan	
	 Germany	 Laos	 Oman	 Spain	 Venezuela	

BREAKDOWN BY CITY								
January 1, 2023 to June 30, 2023								
City	Users	New Users	City	Users	New Users	City	Users	New Users
Adelaide	1	1	Buckeye	1	1	Columbus	33	33
Airdrie	3	2	Burns Lake	1	1	Colwood	2	2
Alert Bay	1	0	Cagayan de Oro	1	1	Coquitlam	2	2
Altoona	17	17	Cairns	1	1	Courtenay	2	1
Angus	1	1	Calgary	108	89	Cranbrook	1	1
Antigonish	1	1	Camrose	8	7	Creston	5	4
Ashburn	40	40	Canmore	2	2	Culiacan	1	1
Athabasca	2	2	Carbondale	1	1	Dartmouth	1	1
Banff	4	3	Celaya	1	1	Dawson Creek	3	2
Beaumont	4	3	Chatham-Kent	1	0	Dehradun	1	1
Bedford	2	2	Chestermere	3	3	Delhi	1	1
Bel Air North	1	1	Chilliwack	1	0	Delta	1	0
Boardman	8	8	Ciudad Juarez	1	1	Dhaka	1	1
Bologna	1	1	Coeur d'Alene	1	0	Dolo Barat	1	1
Bonnyville	4	3	Colombo	1	1	Drayton Valley	10	8
Brooks	4	2	Columbia	1	1	Drumheller	3	1

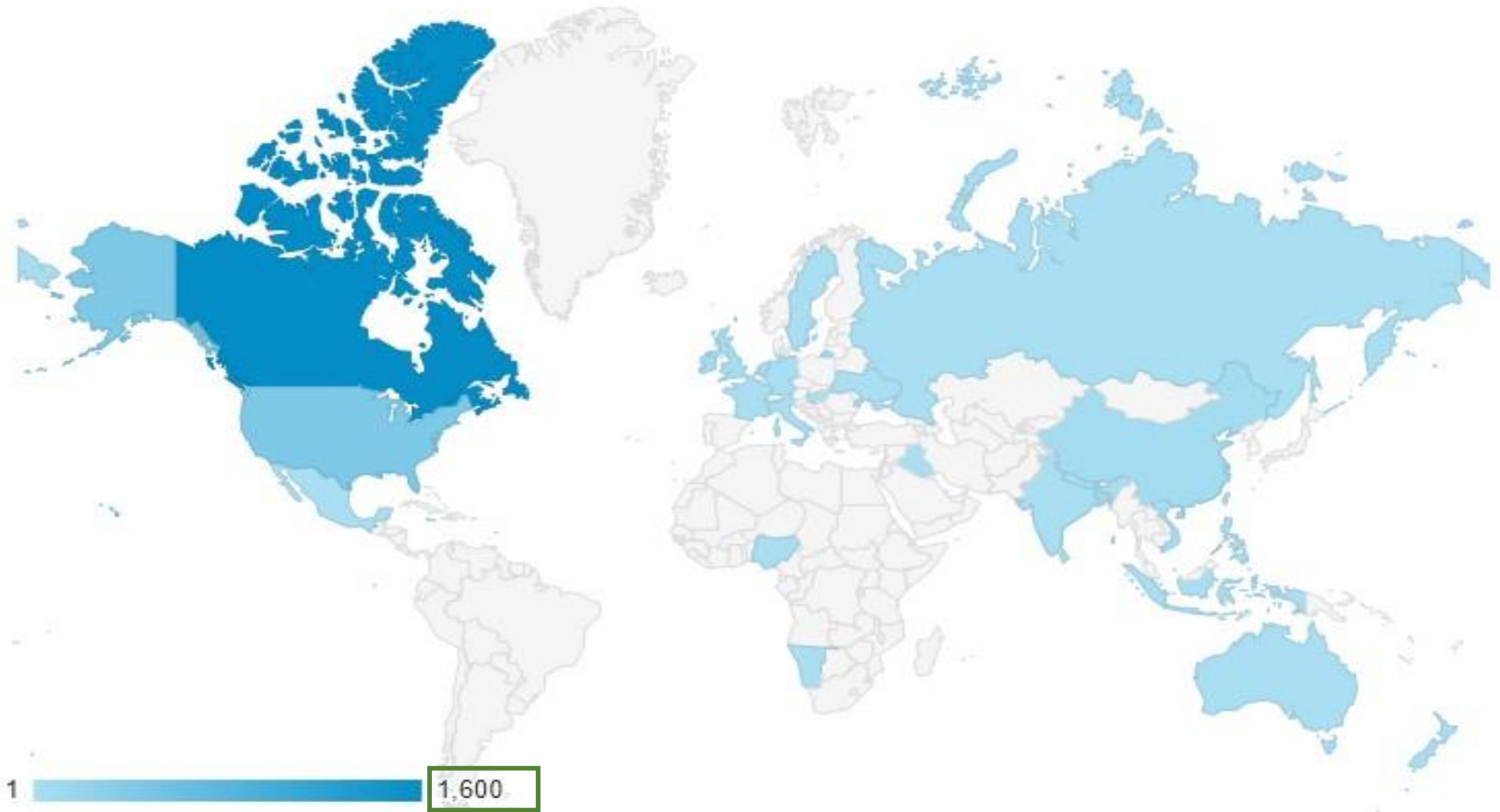
BREAKDOWN BY CITY								
January 1, 2023 to June 30, 2023								
City	Users	New Users	City	Users	New Users	City	Users	New Users
Dublin	35	35	Grand Forks	1	1	Imperial	1	1
Dunaharaszti	1	1	Grande Cache	1	1	Indio	1	1
Edmonton	742	689	Grande Prairie	12	12	Inuvik	1	0
Edson	4	1	Gravenhurst	1	1	Invermere	1	0
Fairview	2	2	Greater Sudbury	1	1	Irving	1	1
Fernie	2	1	Guelph	1	1	Jasper	3	3
Forest City	52	52	Gurgaon	1	1	Kamloops	1	1
Fort McMurray	4	3	Halifax Regional Municipality	1	1	Kawartha Lakes	1	1
Fort Saskatchewan	10	9	Hamilton	3	3	Kelowna	2	2
Fort St. John	2	2	Hanna	4	3	Kimberley	4	4
Fort Worth	9	9	Hanover	1	1	Kingston	2	2
Fort-de-France	1	1	Hemel Hempstead	1	1	Kitchener	1	1
Frankfurt	1	1	Hertford	1	1	Krasnodar	2	2
Gatineau	1	1	High Prairie	1	0	Kyiv	1	1
Gibsons	283	252	High River	10	8	Lacombe	16	13
Godmanchester	1	1	Hinton	8	7	Lady Lake	1	1

BREAKDOWN BY CITY								
January 1, 2023 to June 30, 2023								
City	Users	New Users	City	Users	New Users	City	Users	New Users
Lagos	1	1	Medicine Hat	15	12	Nisku	2	2
Langdon	6	5	Miami	1	1	Norwich	1	1
Las Vegas	1	1	Midland	1	1	Oakville	1	1
Laval	1	1	Monrovia	1	1	Okotoks	3	3
Leduc	13	11	Montreal	5	5	Olds	2	1
Lethbridge	19	14	Morinville	3	1	Oliver	1	1
Levis	1	1	Moses Lake	1	1	Osoyoos	2	1
Lincoln	1	1	Mount Vernon	1	1	Ottawa	4	4
Lloydminster	2	2	Nagpur	1	1	Palm Bay	1	1
London	1	1	Narayanganj	1	1	Palmyra	1	1
London	7	7	New Delhi	1	0	Parksville	3	1
Los Angeles	1	1	New Glasgow	1	1	Payson	1	1
Lulea	12	12	New Tecumseth	2	2	Peace River	2	2
Mabalacat	1	1	New York	9	8	Pietrasanta	1	1
Markham	2	2	Newcastle upon Tyne	1	1	Pincher Creek	1	1
Mattawa	1	1	Niagara Falls	1	1	Pisa	1	1

BREAKDOWN BY CITY January 1, 2023 to June 30, 2023								
City	Users	New Users	City	Users	New Users	City	Users	New Users
Ponoka	5	2	Rouyn-Noranda	1	1	Spruce Grove	8	7
Port Alberni	1	0	Saint Paul	1	0	Squamish	1	0
Portmore	1	1	Sainte-Adele	1	1	St. Albert	44	40
Prince George	2	1	Salmon Arm	2	1	St. Catharines	1	0
Prineville	22	22	San Francisco	1	1	Stettler	7	4
Provost	5	4	Sanford	1	1	Stony Plain	2	1
Quinte West	1	1	Santa Ana	1	1	Sulaymaniyah	1	1
Rangpur	1	1	Saskatoon	3	3	Summerside	1	1
Red Deer	4	4	Seattle	1	1	Surrey	4	4
Redditch	1	1	Shanghai	2	2	Sydney	1	1
Redwood Meadows	2	2	Sherbrooke	3	2	Sydney	1	1
Regina	2	2	Sherwood Park	40	39	Sylvan Lake	2	2
Richelieu	2	2	Sidney	1	0	Taber	3	3
Richmond	1	1	Slave Lake	3	3	Terrace	1	1
Rimbey	3	2	Smithers	2	1	Thorold	3	3
Rocky Mountain House	1	1	South Dumdum	1	1	Toronto	15	14

BREAKDOWN BY CITY								
January 1, 2023 to June 30, 2023								
City	Users	New Users	City	Users	New Users	City	Users	New Users
Unity	1	1	Winnipeg	3	3			
Vancouver	30	27	Woodstock	1	1			
Vanderhoof	3	2	Yarmouth	3	2			
Vegreville	1	1	Yellowknife	1	1			
Vermilion	4	3						
Vernon	1	1						
Victoria	5	4	TOTAL CITIES 214	2,176	2,119			
Wainwright	1	1						
Ware	2	2						
Wellington	1	1						
Westlock	2	1						
Wetaskiwin	3	2						
Wexford	1	1						
Whitehorse	2	1						
Windsor	2	2						
Winkler	1	1						

Geographic Overview

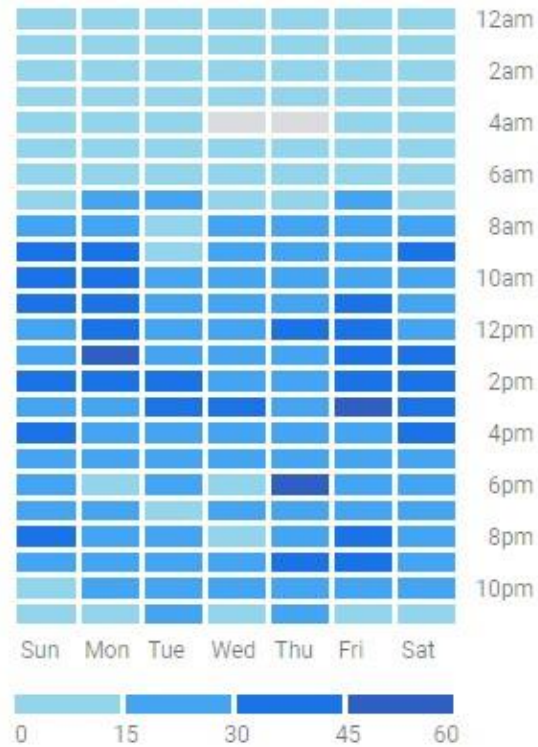


BREAKDOWN BY COUNTRY January 1, 2023 to June 30, 2023								
City	Users	New Users	City	Users	New Users	City	Users	New Users
American Samoa	28	21	Jamaica	1	1	United States	434	395
Andorra	1	1	Martinique	2	1	Vietnam	1	1
Australia	3	3	Mexico	3	3			
Bahrain	1	1	Namibia	1	1			
Bangladesh	3	3	Nepal	1	1	TOTAL COUNTRIES 34	2,176	2,119
Canada	1600	1524	Netherlands	1	1			
China	61	61	New Zealand	1	1			
France	4	3	Nigeria	1	1			
Germany	4	4	Philippines	2	2			
Hong Kong	1	1	Russia	2	2			
Hungary	1	1	Sri Lanka	1	1			
India	5	5	St. Pierre & Miquelon	3	3			
Indonesia	1	1	Sweden	12	12			
Iraq	2	2	Taiwan	1	1			
Ireland	36	36	Ukraine	1	1			
Italy	3	3	United Kingdom	21	21			

Interesting Facts

When do your users visit?

Users by time of day

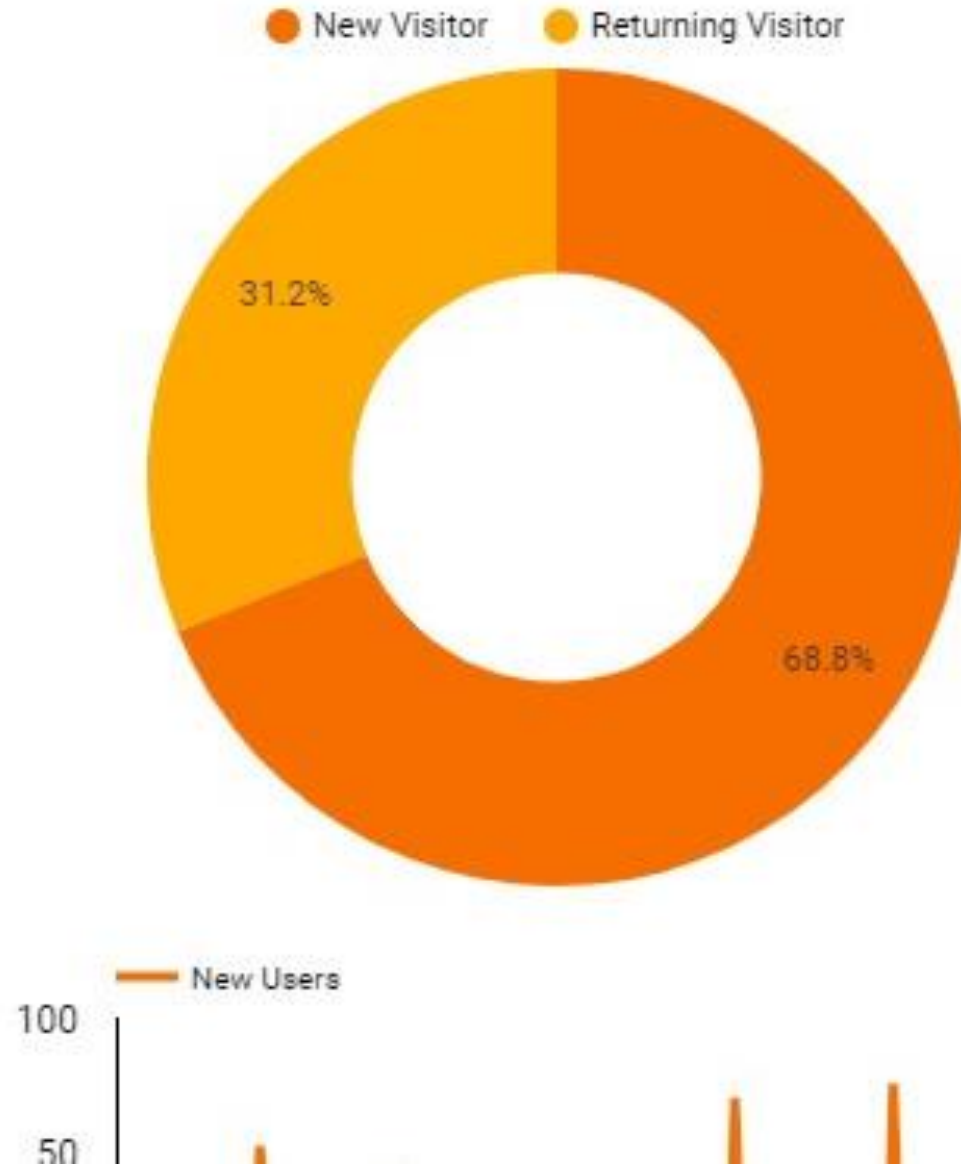


Jan 1 - Jun 30, 2023 ▼

Avg. sessions by day ▼



Interesting Facts



Age

1. 35-44

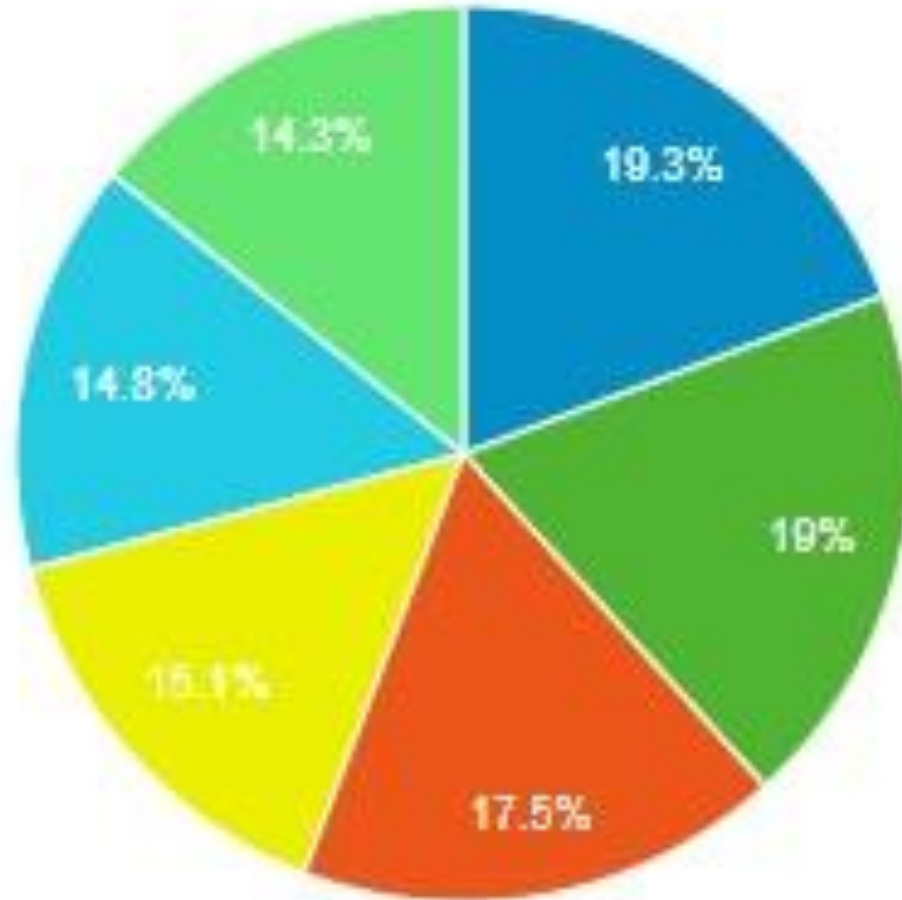
2. 25-34

3. 18-24

4. 65+

5. 45-54

6. 55-64



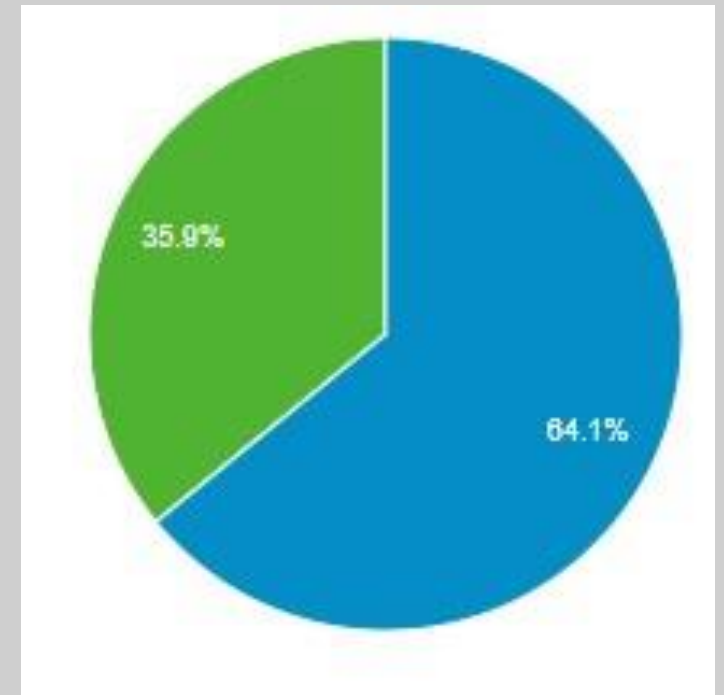
Demographic Overview By Age

Demographic Overview by Gender

Gender

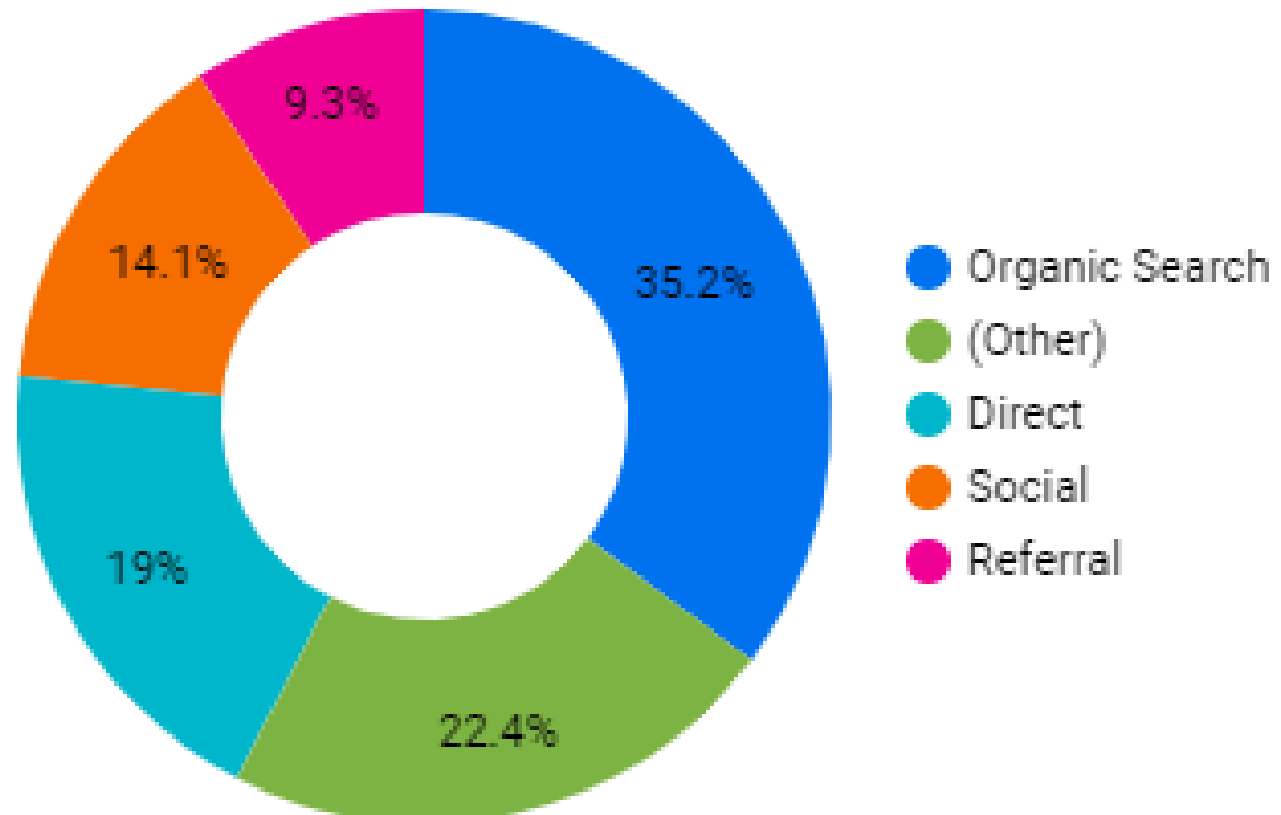
1. ■ female

2. ■ male



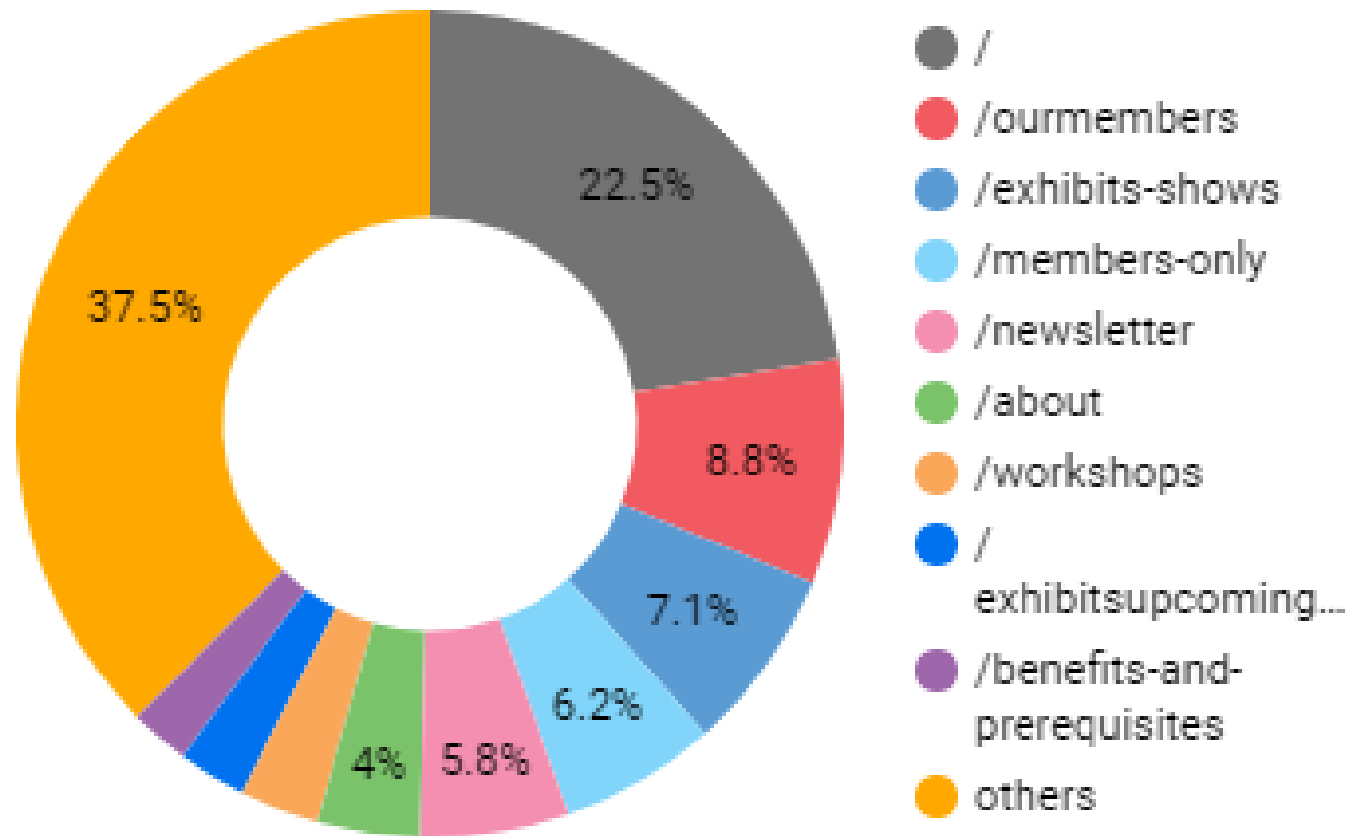
Analytics Audience Overview

Top Acquisition Channels



Analytics Audience Overview

Which page is the most popular?





Individual Member Stats

January 1, to June 30, 2023

Individual
Member
Visitor
Stats
Jan to June
2023

Name	Users	New Users
Alstad - Jasmin	11	0
Baker - Bailey - Ruth	10	2
Bedingfield - Andrew	13	4
Bilan - Wallace - Yvonne	7	0
Bukvi - Nola	15	4
Chamberland - Donna	14	1
Dean - Betty	9	0
Farewell - Gail	5	0
Fitzgerald - Mary F.	18	3
Fraser - Janet	20	4
Galarneau - Jani	11	1
Guetre - Rob	49	0
Hessels - Frances	13	0
Jansen - Rhea	10	1

Name	Users	New Users
Koch - Judy	13	2
Lamnek - Penny	13	2
McCoy - Joyce	10	0
Meyer - Lorie	10	0
Nelson - Kerralee	5	0
Nelson - Linda	11	0
Nunas - Keith	18	10
Panizzon - Diana	6	0
Rodrigue - Jenny	8	0
Salayi - M.	10	0
Septou - Johanne	7	0
Smit - Seraya	22	3
Somkuti - Marge	8	0
Songco - Franchesca	4	0

Website Analysis

Seven Year Period

	2022	2021	2020	2019	2018	2017	2016
Countries	132	111	50	70	68	50	72
Cities	953	639	339	512	519	405	494
Users	5,060	4,461	2,987	4,095	4,111	2,974	2,910