



Alberta
Foundation
for the Arts



May 2025

EAC

EST. 1921
EDMONTON ART CLUB
edmontonartclub.com

inside...

critiques	2 - 5
edmonton blues compilation	8 - 10
notan as a painting strategy	12
what tariffs mean for artists	13
our sponsors	18

MEMBERS ONLY

meeting minutes	19 - 21
phone list	23 - 24

cover art: photo by Judy White



Meet David Shkolny, our critic for the April meeting.

DAVID SHKOLNY GREW UP in Fort Saskatchewan, Alberta. With a Bachelor of Fine Arts degree from the Nova Scotia College of Art and Design (1992). He has been teaching painting and drawing since 2001. His artwork is in collections across Europe and North America as well as the Canada Council.

"Since I was a teenager, I have expressed my intimate connection to the plains, valleys, rivers, mountains and trees through painting. Influenced by Canadian artists like William Kurelek, David Milne, and the Group of Seven early on, I found my own voice using pastels in college and it has become my principal medium. Advances in the materials – more colours and sanded papers – have stretched the possibilities of what I can do. Experiencing the landscape over many years builds reverence for it so each piece – painted en plein air or done in the studio – becomes a celebration of its subtle beauty.

I have been working in oil recently, with many pieces painted on hardback book covers and a predisposition to working more abstract. They are pieces that come from a vulnerable place and allow me to work uninhibited and embrace my love of colour while leaning towards the landscape."

adapted from davidshkolny.com



KEVIN BIGELOW

Has a pop art look to it – colours and stylization. It would be interesting to have some areas with more paint. Like the simplicity of the pig. Consider playing some other aspects up more, play around with texture. Like the graphic of the text – beautifully done.



AMY COTTERAL

Beautiful composition and colours. Keeps the eye moving around. Texture is nice, especially sheen on the ladybug. Like the range of greens. Coloured pencil can take patience to build up the colour.



NOLA BUKVI

Nice palette. Good balance between cool and warm. Consider using larger brush size for the bottom area compared to the back to get some action happening texture-wise.



SERAYA SMIT

Perspective is quite good – can be tricky to deal with – a good understanding of that is shown. Simple palette using complementary colours. Nice colours in the skyline. Suggest reducing the detail and contrast in the background and reduce the value contrast in the shoreline, trees, and bridge.



ERICA DIRK

Very well done. Nice subtle textures and values. Like that the feeling from each child is different – they're looking in different directions too which keeps the viewer engaged. The cropping is nice too – it suggests closeness.



JOHANNE SEPTOU

Interesting palette – especially for flowers. Nice interesting negative space where it's not the same all over, but have some broken up areas contrasting with the lighter ones. Consider having the brown under painting appear in some areas than just the negative space. Consider changing brush and stroke size.



KERI HASKELL

The matte finish is interesting. Very nice palette – triad of colours. Can see the layers of under painting. Could be successfully scaled up to a large piece. Very nice.



JANI GALARNEAU

Love the face – eyes are very intense. A bit of a scale issue with the size of the arm compared to the head. Figurative painting can be difficult at a small scale – consider trying a little larger scale. Like the palette, nice contrast in colours.



MYRNA WILKINSON

Love the colours and range of colours used. Wet on wet technique used effectively. Nice preservation of white of the paper. Most effective parts are the freest sections with the spatters. Nice lights on the trees. Consider using different brush sizes – large brushes for larger brush strokes in the foreground compared to smaller brush strokes in the background to create depth.



RICHARD ST AMANT

The quickness, confidence, and boldness of the brush marks is very attractive. Drawn to the trees. The foreground less individuated. A consideration is that the reflection is usually darker than what is reflected. Nice that the edges are not complete off the piece – it adds to the freedom of it, the composition, and keeps the viewer's eye.



BETTY DEAN

Good contrast which creates a stained glass look in some of the flowers. Love the purple and green next to each other. Abstraction of the flower is quite successful.



TAMARA DUPAS

I really like the sky, and the hills. I suggest changing brush size using the larger brush for the foreground. Composition is good. Consider shifting the horizon up or down.




JUDY KOCH

Really nice composition with the shapes. I like the muted palette with the subtle play of blues with the rusty colour and the multi-hued snow. Tricky to portray the print on the subjects – well done. Consider letting under painting show through.



MEHAR KAUR

It's a simple composition which works well in a triangular format. The composition is in bands with the path breaking it up which works pretty well. Might be interesting to try adding foliage that comes down out of the picture frame and inwards creating an opening to view the scene.



MARJ MILLER

Yummy colour palette reminiscent of bookend papers. The purple and green is a nice combo. It might be interesting to try an Impressionist approach of butting up colours of similar values that can merge when squinting.



FRANCES HESSELS

Beautiful watercolour especially the mouth and eyes. Like how you massed in the hair. The portrait is strong. The unified palette is harmonious. The face is the strongest – hands are OK, difficult to do.



DEBRA LONG

Drawn to the muted background. Nice minimal palette. The steely blue greys plays well against the terracotta background.



PENNY LAMNEK

Nice composition and palette. Love the effortless feel of the berries. The bird is interesting with almost a human eye. Good job.



KEITH NUNAS

Nice details and composition. The technique used to create the foliage is interesting – keeps the eye moving. Nice palette, very effective. Consider using a larger variety of brush sizes.



JAMES TORDIFF

See some Group of Seven influence in the stylization of the tree. Love the palette too. Nice subtlety in the bark. Recommend trying etching in future work.



JANET FRASER

Very effective. I like that it's monochrome as it has a blind emboss feel. The variations in the white are nice. Could scale up quite interestingly. The format suits the subject.



Edmonton Art Club On the Edge

Annual Juried Show

October 4 to October 29, 2025

presented at Night of Artists

8330 82 Ave NW, Edmonton, AB T6C 0Y6



www.edmontonartclub.com

www.nightofartists.com

CANADIAN OWNED ART SUPPLY BRANDS

Acrylic Paint:

Demco En Couleurs (Candiac, QC)

Kroma (Vancouver, BC)

Deserres in House Brand (QC)

Gwartzmann Acrylic (Toronto, ON)

Natural Earth Paint (Winnipeg, MB)

Opus House Brand (Vancouver, BC)

Tri-Art (Kingston, ON)

Oil Paint:

Kama Pigments (Montreal, QC)

Natural Earth Paint (Winnipeg, MB)

Demco En Couleurs (Candiac, QC)

Opus House Brand *mediums
only (Vancouver, BC)

Watercolour/Gouache Paint:

BEAM Paints (M'Chigeeng First
Nation, ON)

Stoneground Paint Co. (Regina, SK)

Humpbeck Studios (NS)

Natural Earth Paint (Winnipeg, MB)

Opus House Brand (Vancouver, BC)

Drawing:

Nitram Charcoal

Misc. (canvases, paper, studio
supplies, brushes):

Gotrick/Apollon (QC)

St. Armand (QC)

lots of the paint brands mentioned
also manufacture paint
accessories!

*note: some art retailers may source their in-house supplies from other countries. While these brands are Canadian owned, they may source paint from other countries.



for the love of art supplies!

THE PAINT SPOT *Call for ARTISTS*

The Paint Spot will celebrate 40 years of providing beautiful materials to inspire creativity. This is an excellent opportunity to pay homage to what makes **The Paint Spot** special: **ART SUPPLIES** and, of course – **YOU** – our community of artists!

Everyone is invited to participate! It's as easy as 1-2-3:

1. Get a 12" x 12" gallery profile canvas or birch panel
2. Create an image related to the theme of art supplies
3. The deadline for delivery is between June 1 and 30, 2025

The exhibition runs July 4 to Aug 26, 2025

#fortheloveofartsupplies



OUR MAY 2025 CRITIC
JOYCE BOYER

ON DISPLAY AT THE NIGHT OF ARTISTS...

Edmonton Blues

12 X 12 One Price Show

\$295


April 5 to April 30, 2025

presented at Night of Artists
8330 82 Ave NW, Edmonton, AB T6C 0Y6




a compilation

OF ARTWORK ON DISPLAY AT THE NIGHT OF ARTISTS



a compilation

OF ARTWORK ON DISPLAY AT THE NIGHT OF ARTISTS





PEONIES IN WATERCOLOUR \$105
WITH FRANCIS MARTE
SAT. MAY 3 10:00 AM – 4:00 PM



LIVE PORTRAIT \$95
WITH OKSANA ZHELISKO
SUN, MAY 4 12:30 – 5:30 PM



ABSTRACTS \$115
WITH ARLENE WESTEN
SAT. MAY 10 10:00 AM – 4:00 PM



CHICKADEE \$90
WITH DISCOVER ART GROTTO
SUN, MAY 11 12:30 – 5:30 PM



MIXED MEDIA \$50
WITH MEGHANA GAUTHIER
FRI. MAY 9 6:00 – 9:00 PM



DRAW HANDS \$60
WITH DANIEL TANSY
MON, MAY 12 6:00 – 9:00 PM



FIGURE IN GOUACHE \$50
WITH M. SALAYI
Thu. May 8 6:00 – 9:00 PM



ENCAUSTICS \$120
WITH ERINN EVANS
SUN, MAY 25 12:30 – 5:30 PM



Spring art Classes and more...
10032 81 Avenue Edmonton AB paintspot.ca

GALLERY

ART SUPPLIES

ART CLASSES




don't be shy!

*Why not post
your work on
our Facebook &
Instagram pages?*



Sharing your art will help inspire others!
When others see the art you create and your
process, many will want to pursue their own
creative/art journey.
It's amazing how one's creative actions can
encourage others to create and make art.

improving a composition...4 ways





Seniors Programs at the Art Gallery of Alberta

Cinema for Seniors
 2nd Friday of the month from 2-4:30pm
 \$5 for Seniors

Join us for a film screening inspired by art and our current exhibitions. Following the film, guests are invited to a 30-minute discussion, including tea and treats. Please visit our website to learn which film we are viewing each month, and to register in advance.

Seniors' Tours
 Last Friday of the month from 2-3pm
 Free with admission

Every month we visit a new exhibition at the AGA for a tour or program led by our incredible Curators and Educators. Please visit our website to learn which exhibition we are visiting each month and to register in advance.



Alberta Foundation for the Arts

The AFA believes in the full and equal participation of all citizens in the economy, polity, and society. The AFA manifests this belief through its policies and programs that promote inclusive citizenship in two distinct ways: in the arts and through the arts.

<https://www.affta.ab.ca/EDIA>

- In the arts means encouraging a diversity of artists, arts organizations, and audiences to participate through inclusive access to opportunities and resources in the arts sector
- Through the arts refers to the use of art as a vehicle to help Albertans learn how to respond to differences in ways that enable dialogue, promote a sense of trust and belonging, and pave the way for innovation, vibrancy, and meaningful structural changes.

The objectives of the AFA's Pluralism Policy are to:

- Advance equity, diversity, inclusion, and access by committing to pluralism in the arts.
- Promote dialogue, understanding, AFA pluralism, and vibrancy by committing to a pluralist Alberta through the arts.
- Guide the implementation of the Pluralism Policy by the AFA.

See this short explainer video to learn more:

https://www.youtube.com/watch?v=W60KcQ_gaYQ

off the mark.com

by Mark Parisi





Black Cat Ranch Art Retreat

\$300 Double Occupancy \$450 Single
May 2 to May 4, 2025

Black Cat Ranch

Black Cat Guest Ranch, Range Road 271A, Yellowhead
County, AB, Canada

Instructor: Sharon Moore-Foster

Facilitated Art Retreat with Sharon Moore-Foster

Registration Link: <https://www.edmontonartclub.com/workshops/black-cat-ranch>



THE ARTIST'S

art supply candy store!



Shop online or
in store to take
advantage of the

DELTA PRICE

11116 - 120 street,
Edmonton, AB
Ph: 780-455-7983
1-888-455-1606
deltaart@deltaart.ca

www.deltaart.ca

PAINT • BRUSHES • MATBOARD • PENCILS
PENS • SKETCHBOOKS • CANVAS • EASELS
SCULPTING • PRINTMAKING • BOOK BINDING
...AND MUCH MORE!

Using Notan as a Painting Strategy: *a step-by-step painting tutorial*

adapted from *empease.com*

by Dianne Mize

SOMETIMES IT'S FUN to use a painting strategy that's foreign to our usual approach. It refreshes the mind, recharges the brain and might open a creative thought or kindle a new direction in your art.

In this tutorial I'm going to show you how to use a basic Notan composition as a painting strategy. This tutorial will incorporate your habitual method of painting—along with a few detours—to help you create what I like to call a *Notan-anchored painting*.

Very simply, a Notan-anchored painting uses the Notan composition of a scene as its under-painting. This method gives unity to the piece as well as sharpening the artist's perception of colour. Here's how it works:

STEP 1: Gather your painting materials

You'll need all your painting gear, a small canvas to paint on (8" x 10" or smaller), paper, pencil, black drawing marker and a 10-degree value scale.

STEP 2: Pick a subject and create a Notan drawing



Choose a composition with a single light source and make a small Notan drawing of it. When finished, place the drawing beside or above your painting support (see below).

STEP 3: Make a preliminary drawing on canvas




For this demonstration I'll be working from this photo of bearded irises.

Feel free to develop your canvas drawing using the method that works best for you. I use a brush and thinned paint, but some painters prefer drawing on their canvas with charcoal or a pastel pencil. Edit and adjust until you're pleased. Below you'll see a photo of my preliminary drawing of the irises.

STEP 4: Create your Notan underpainting

Here's where we might part company with your ordinary method of working.

Fill in your Notan underpainting using a value 5 (medium value) wash or opaque mixture. Traditional Notan drawings use darker values, but for this step of a Notan-anchored painting, a medium value works better. It's dark enough so that you can discern a contrast between both lights and darks when painting over it, yet not so dark as to distract.



Using Notan as a Painting Strategy

continued from previous page

For this step, you may rely on your Notan drawing, work directly from the subject, or look back and forth between the two. It's your choice.

Here's my Notan under-painting made in acrylic. (The painting will be done in oils.) You'll see that I decided to delete the building and use the lit grass as the background.



STEP 5: Block in all colours found in the dark

Back to the comfort zone—somewhat. Looking at your subject, block in all the colours that you see which appear within the dark areas of your Notan under-painting.

In other words, paint just the colours you see in the shadows, avoiding using any colour lighter than a value of 6. Rely on your value scale for judging this. Here's my dark block-in of the irises.

STEP 6: Block in all colours found in the light

Now, switch your attention to areas where the light is either striking or illuminating your scene. Study the colours in those areas and, using what you see, finish blocking in colour for the rest of your painting. Avoid using any colour darker than a value of 5.

STEP 7: Finish the painting

Up until this point your Notan under-painting has provided a map of shadow and light within which you built your major value and

adapted from *emptyeasel.com*

colour ranges.

Now you can use your normal methods of painting to finish the piece—add final details, highlights, adjust colours, etc. The finished product should feel unified and compositionally sound, due to the influence of your Notan under-painting.



Volunteer Engagement Initiative



Last Months' Recipient

CONGRATULATIONS Penny Lamnek

• Treasurer

US Tariffs: What it means for Canadian Visual Artists

Wondering what a tariff is, how it's collected, and how it affects Canadian artists? With so much uncertainty in our trade relations with the US, Canadian artists who sell art in the US or rely on American materials could be facing rising costs and new export challenges. Staying on top of changes to export rules can be frustrating and stressful. With this in mind, we've compiled some resources to help you navigate this challenging environment:

What Canadian artists need to know about US tariffs

Amid trade tensions, Canadian artworks are currently exempt from US tariffs. Meanwhile, Canada has introduced tariffs on artworks imported from the US, which could lead to retaliation. Understanding these policies is crucial for artists exporting to the US:

CARFAC's submission on Canada's response to United States tariffs on Canadian goods

Will tariffs impact your art supplies? We've put together a list of Canadian art supply brands. Check product labels, do your research, and shop Canadian when possible:

Canadian Brands and Art Suppliers

How could these tariffs impact your livelihood? Share your experience by filling out our short survey and help us make your voice heard. Encourage other artists to do the same.

Export survey for Canadian artists

Stay connected on our socials for key resources, insights, and updates as this situation evolves.



CARFAC
ALBERTA

Jake's Framing

10441 123 St, Edmonton, Alberta T5N 1N8 P: 780.426.4649 E: jake@jakesframing.com

Jake's Framing offers superior custom picture framing including museum-grade picture framing, specialized mat-cutting, canvas painting stretching, dry-mounting, and engraving.

*"I strive to provide the best customer service in the industry at a fair price.
Please give me a chance to frame your artwork and I promise you won't be disappointed."*

Jake Lewis Owner of Jake's Framing since 1993

Looking for pre-made frames?
Jake recommends VESTATE



16602 - 114 Ave NW
Ph. 780 433 1695

THANK YOU!

Thanks to Colours, Delta Art and Drafting Supplies, The Paint Spot, and the Strathcona Art Society for their ongoing support in helping to distribute the EAC newsletters! And thanks to the following businesses who give generous discounts to EAC members!



10660 - 105 St. NW, Edmonton
7359 - 104 St. NW, Edmonton



11116 - 120 Street NW, Edmonton



10441 123 Street NW, Edmonton



10032 - 81 Ave NW, Edmonton



CARFAC
ALBERTA

CARFAC Alberta works to promote and advocate for the visual arts in Alberta and help Alberta artists become more professional in their practice.

It is funded provincially and municipally and provides a communications hub between members of the visual arts community and the general public. Visual Arts Alberta – CARFAC is the affiliate for the national arts organization Canadian Artists Representation/le front des artistes canadiens.

Member Benefits:

- Professional advice about best practices and rights of artists
- Advocacy on issues affecting the arts sector
- Information about intellectual property (copyright)
- Professional development opportunities
- And much more!

While we cannot speak all languages, it is our job to help all Alberta visual artists become more professional in their practice.

CARFAC Alberta Office & Project Space:

3rd Fl., 10215-112 St., Edmonton, AB

Hours: Wednesday to Friday, 10–4pm and Saturday 12–4pm

t 780.421.1731 tf 1.866.421.1731



carfacalberta.com

general@carfacalberta.com

We're grateful to the Alberta Foundation of the Arts for their continuing support.



As the primary arts resource and grant-funding body in Alberta, the Alberta Foundation for the Arts helps to unleash the potential of every artist through funding, arts promotion, and capacity-building. We provide behind-the-scenes support to artists and arts organizations, giving them the power to inspire minds, encourage expression, foster creativity, and contribute to Alberta's economy. From story time at local libraries to annual festivals on neighbourhood streets, the arts are active in your community. Albertans celebrate and support the arts as artists, volunteers, donors, and attendees at local arts events and activities. Experience, celebrate, and take pride in the arts—they're all around you!

Read more at affta.ab.ca/home.